

**Home  
collection**

**Tavoli  
Sedie  
Poltroncine  
Sgabelli**

Tables  
Chairs  
Armchairs  
Stools



**SEEDIT**  
— ITALIAN LIVING —



INDEX

**Sistemi di apertura** p.14  
Opening mechanisms

**Tavoli** p.28  
Tables

**Sedie** p.216  
Chairs

**Poltroncine** p.290  
Armchairs


**Sgabelli** p.306  
Stools

# I valori di un'azienda 100% italiana

## The values of a 100% Italian company

Dal 2003 Sedit è punto di riferimento nella produzione e nel commercio di tavoli, sedie e complementi d'arredo. Pietro Barollo, CEO dell'azienda, crede fermamente nei valori del Made in Italy e nella forza delle partnership con altre aziende del territorio: «Sedit è una realtà con sede, mani e cuore in Italia. Questo si traduce in una produzione tutta italiana in cui la passione per il nostro lavoro, il gusto per il bello, la tecnica consolidata e la sinergia con altre imprese concorrono per dare forma a prodotti personalizzati e di qualità».

Since 2003, Sedit has been setting the benchmark when it comes to manufacturing tables, chairs and other pieces of furniture. Pietro Barollo, CEO of the company, believes strongly in the value of “made in Italy” products and the power of partnerships with other local businesses: “Sedit has its hands, heart and headquarters all in Italy. This means we offer 100% Italian production. We put passion into what we do, we have a taste for aesthetics, and we have consolidated technical knowledge and synergies with other companies. This ensures we create high-quality, customised products.”



# Tavoli Tables

---

**Sail** p.28



**Wave** p.40



**Silver** p.48



**Baltik** p.60



**Vela** p.76



**Tiffany** p.90



**Ikarus** p.100



**Origami** p.104



**Building** p.114



# Tavoli Tables

---

**Zoe rettangolare** p.126



**Zoe tondo** p.130



**Boston** p.136



**Focus** p.140



**Raw** p.148



**Giò** p.152



**Space** p.158



**Evolution** p.168



**Movida** p.174



# Tavoli Tables

---

**Olimpo** p.180



**Bamboo** p.188



**Oscar** p.192



**Strong** p.196





# Consolle e trasformabili

Console and convertible

---

**Fiesta** p.202



**Giravolta** p.208



**Single** p.210



**Vision** p.212



**Wind** p.214



# Sedie Chairs

---

**Arisa** p.218



**Chicco** p.220



**Cloe** p.222



**Lilium** p.224



**Luna** p.226



**Carol** p.228



**Home** p.230



**Twist** p.232



**Sofia** p.234



**Megan** p.236



**Havana** p.238



**Astoria** p.240



**Nora** p.242



**Vittoria** p.244



**Asia** p.246



**Roxy** p.250



**Tequila** p.252



**Moon** p.254



**Paris** p.256



**Paris  
bicolor** p.258



# Sedie Chairs

---

**Elena** p.262



**Diva** p.264



**Abba** p.266



**Alice** p.268



**Ofra** p.270



**Gaia** p.272



**Zenda** p.274



**Sara** p.276



**Lula** p.278



**Lucrezia** p.280



**Camilla** p.282



**Adele** p.282



**Eva** p.284



**Lea** p.286



# Poltroncine Armchairs

---

**Arisa** p.292



**Carol** p.294



**Paris** p.296



**Sofia** p.298



**Lucrezia** p.300



**Lilium** p.302



**Chicco** p.304



# Sgabelli Stools

---

**Arisa** p.308



**Carol** p.310



**Paris** p.312



**Elena** p.314



**Fez** p.316



**Bridge** p.318



**Sara** p.320



**Clio** p.322



**July** p.324



**Lucrezia** p.326



**Diva** p.328



**Campus** p.330





# Tavoli

## fissi o allungabili con diversi sistemi di apertura

**Fixed and extending tables with different opening mechanisms**

---

Qualunque sia la sua forma, dimensione e finitura, ogni tavolo è un vero e proprio luogo di convivialità. Il design lo rende riconoscibile, le misure lo adattano allo spazio e i materiali ne caratterizzano lo stile: attorno ad un tavolo, persone, piatti e conversazioni si incontrano, si sovrappongono o si alternano seguendo il ritmo armonico dello stare insieme.

Whatever its shape, size or finish, every table provides the perfect place for hosting convivial gatherings. The design makes it unmistakable, the size options ensure it fits your space, and the materials set the style: people, plates and conversation come together around a table, overlapping or alternating to the harmonious rhythm of shared company.

# Up system binario scorrevole e alzabile

**Up system  
sliding, liftable track**

Due allunghe sono poste sotto il piano del tavolo, alle estremità di un binario scorrevole. Per allungare il tavolo è necessario far scorrere il binario verso l'esterno e alzarlo leggermente: in questo modo le allunghe escono e si posizionano a filo del piano principale. Un sistema molto pratico che permette di prolungare il tavolo senza rinunciare allo stile.


Two extension leaves are located under the table top at the ends of a sliding track. To extend the table, simply slide the track out and lift it slightly: this releases the extensions, which lock into place flush with the main table top. This highly practical system allows you to extend the table without compromising on style.





**TAVOLI DISPONIBILI CON UP SYSTEM**  
TABLES AVAILABLE WITH UP SYSTEM

<b>WAVE</b>	p.40
<b>SILVER</b>	p.48
<b>BALTIK</b>	p.60
<b>VELA</b>	p.76
<b>TIFFANY</b>	p.90
<b>IKARUS</b>	p.100
<b>ORIGAMI</b>	p.104
<b>BUILDING</b>	p.108



# Book system apertura telescopica del piano

**Easy Book system  
telescoping top opening**

Il movimento ricorda quello dell'apertura di un cassetto: il piano del tavolo si apre lateralmente tramite un meccanismo scorrevole e al suo interno è riposta, agganciata e ripiegata "a libro" l'allunga. A questo punto, è sufficiente aprire anche l'allunga per ottenere un tavolo con più posti a sedere per i propri ospiti.

The movement is akin to opening a drawer: the end of the table top opens out on a sliding mechanism and houses the extension leaves, which are attached and folded like a book.

At this point, simply open out the leaves to extend the table to seat more guests.



**TAVOLI DISPONIBILI CON BOOK SYSTEM**  
TABLES AVAILABLE WITH BOOK SYSTEM

<b>SILVER</b>	p.48
<b>BALTIK</b>	p.60
<b>VELA</b>	p.76
<b>TIFFANY</b>	p.90
<b>ORIGAMI</b>	p.104



# Easy Book system apertura telescopica con allunga a libro

**Easy Book system  
telescoping extension  
with butterfly leaf**


Il piano del tavolo si apre centralmente con gamba telescopica e al suo interno è riposta, agganciata e ripiegata "a libro" l'allunga. Con pochi semplici gesti riusciamo così ad allungare il nostro tavolo per poter aggiungere posti a sedere.

The table top opens in the middle on a telescoping leg and houses the extension leaves, which are attached and folded like a book. So it takes just a few simple steps to extend our table to seat more people.



**TAVOLI DISPONIBILI CON EASY BOOK SYSTEM**  
TABLES AVAILABLE WITH EASY BOOK SYSTEM

**GIÒ** p.152  
**OLIMPO** p.180



# Easy system apertura telescopica con apertura manuale

**Easy system  
telescoping extension  
with manual opening**

Il piano del tavolo si apre centralmente con gamba telescopica e al suo interno sono posizionate le allunghe che vanno posizionate manualmente.




The table top opens in the middle on a telescoping leg and houses the extension leaves, which you can then position by hand.



**TAVOLI DISPONIBILI CON EASY SYSTEM**  
TABLES AVAILABLE WITH EASY SYSTEM

**FOCUS**

p. 140



# One system staffe estraibili con allunghe esterne

**One system  
pull-out brackets with external extensions**

Due staffe per lato sono poste sotto il piano del tavolo e, all'occorrenza, escono con un movimento scorrevole. Le allunghe vengono appoggiate e agganciate sopra le guide ma, nel momento in cui non sono necessarie, vengono tolte per essere custodite in uno spazio a piacere, mentre le staffe rientrano. In pochi e semplici step, il tavolo aumenta di dimensioni e di stile.


Two brackets are located on each side under the table top and can be slid out when required. The extension leaves are designed to slot securely into place on top of the runners. When they are no longer needed, they can be removed and stored in your chosen location, while the brackets slide back in. Give the size and style of your table a boost in just a few simple steps.





**TAVOLI DISPONIBILI CON ONE SYSTEM**  
TABLES AVAILABLE WITH ONE SYSTEM

<b>SAIL</b>	p.28
<b>WAVE</b>	p.40
<b>SILVER</b>	p.48
<b>BALTIK</b>	p.60
<b>VELA</b>	p.76
<b>TIFFANY</b>	p.90
<b>IKARUS</b>	p.100
<b>ORIGAMI</b>	p.104
<b>BUILDING</b>	p.114
<b>ZOE</b>	p.126
<b>RAW</b>	p.148



# Plus system apertura telescopica del piano

**Plus system  
telescopic top opening**

Il movimento ricorda quello dell'apertura di un cassetto: il piano del tavolo si apre lateralmente tramite un meccanismo scorrevole e al suo interno è riposta, agganciata e ripiegata "a libro" l'allunga. A questo punto, è sufficiente aprire anche l'allunga per ottenere un tavolo con più posti a sedere per i propri ospiti.

The movement resembles opening a drawer in that the table top pulls out sideways thanks to a sliding mechanism. The extension leaf is folded away and fastened on the inside. Simply open out the leaf to create more seats at the table for your guests.



**TAVOLI DISPONIBILI CON PLUS SYSTEM**  
TABLES AVAILABLE WITH PLUS SYSTEM

**VELA** p.76  
**ZOE** p.126



# Cross system apertura telescopica della struttura

**Cross system  
telescopic frame opening**

Con questa tipologia di apertura, l'intera struttura si apre lateralmente con un movimento scorrevole e all'interno del tavolo si trovano le allunghe per completare il piano. Una volta estratte e posizionate sopra le guide, le allunghe permettono di estendere il tavolo in più misure, a seconda di quanti piani aggiuntivi sono disponibili. Un sistema molto flessibile, che permette di scegliere di quanto allungare il tavolo.

With this type of opening mechanism, the full table frame opens out sideways in a sliding motion. The extension leaves can be found inside, to complete the table top. Once extracted and positioned on top of the guides, the extension leaves can be used to extend the table to different sizes, depending on how many extension leaves are available. This flexible system allows you to choose how far you want to extend your table.



**TAVOLI DISPONIBILI CON CROSS SYSTEM**  
TABLES AVAILABLE WITH CROSS SYSTEM

<b>SPACE</b>	p.158
<b>EVOLUTION</b>	p.168
<b>MOVIDA</b>	p.174
<b>OSCAR</b>	p.192



# Sail

TAVOLO SAIL - FISSO - L. 260 P. 120 CM  
STRUTTURA METALLO ANTRACITE 160, INSERTO  
CENTRALE CAT. B ECOPELLE VINTAGE 107, PIANO IN  
URBAN MARBLE LUCIDO 034. SEDIE CAROL STRUTTURA  
METALLO ANTRACITE 160 RIVESTIMENTO CAT. B  
ECOPELLE VINTAGE 107 BORDINO CAT. ONE ECOPELLE  
BLOOM 5.

SAIL TABLE - FIXED - L 260 D 120 CM  
METAL FRAME COL. ANTHRACITE 160, CENTRAL INSERT  
CAT. B IMITATION LEATHER VINTAGE 107, POLISHED  
URBAN MARBLE 034 TOP. CAROL CHAIRS METAL FRAME  
COL. ANTHRACITE 160 UPHOLSTERY CAT. B IMITATION  
LEATHER VINTAGE 107 PIPING CAT. ONE IMITATION  
LEATHER BLOOM 5.





# Sail

TAVOLO SAIL - FISSO - L. 260 P. 120 CM  
STRUTTURA METALLO ANTRACITE 160, INSERTO  
CENTRALE CAT. B ECOPELLE VINTAGE 107. PIANO  
IN CERAMICA URBAN MARBLE 034. SEDIE CAROL  
STRUTTURA METALLO ANTRACITE 160 RIVESTIMENTO  
CAT. B ECOPELLE VINTAGE 107 BORDINO CAT. ONE  
ECOPELLE BLOOM 5.

SAIL TABLE - FIXED - L.260 D.120 CM  
METAL FRAME COL. ANTHRACITE 160, CENTRAL INSERT  
CAT. B IMITATION LEATHER VINTAGE 107. URBAN MARBLE  
034 CERAMIC TOP. CAROL CHAIRS METAL FRAME  
COL. ANTHRACITE 160 UPHOLSTERY CAT. B IMITATION  
LEATHER VINTAGE 107 PIPING CAT. ONE IMITATION  
LEATHER BLOOM 5.





# Sail

TAVOLO SAIL - FISSO - L. 260 P. 120 CM  
STRUTTURA METALLO ANTRACITE 160 CON INSERTO  
CENTRALE IN CAT. B ECOPELLE VINTAGE 107. PIANO  
IN PORCELLANA NERO GRECO LUCIDO 043. SEDIE  
PARIS BICOLOR STRUTTURA METALLO ANTRACITE 160  
RIVESTIMENTO SEDUTA CAT. ONE EASY 20 RETRO DELLO  
SCHIENALE CAT. B ECOPELLE VINTAGE 107.

SAIL TABLE - FIXED - L. 260 D 120 CM  
METAL FRAME COL. ANTHRACITE 160 WITH CENTRAL  
INSERT IN CAT. B IMITATION LEATHER VINTAGE 107.  
POLISHED NERO GRECO 043 PORCELAIN TOP. PARIS  
BICOLOR CHAIRS METAL FRAME COL. ANTHRACITE  
160 SEAT UPHOLSTERY CAT. ONE EASY 20 REAR OF  
BACKREST CAT. B IMITATION LEATHER VINTAGE 107.





# Sail

TAVOLO SAIL - FISSO - L. 260 P. 120 CM  
STRUTTURA METALLO ANTRACITE 160 CON INSERTO  
CENTRALE IN CAT. CAT. B ECOPELLE VINTAGE 107.  
PIANO IN PORCELLANA NERO GRECO LUCIDO 043.

SAIL TABLE - FIXED - L 260 D 120 CM  
METAL FRAME COL. ANTHRACITE 160 WITH CENTRAL  
INSERT IN CAT. B IMITATION LEATHER VINTAGE 107.  
POLISHED NERO GRECO 043 PORCELAIN TOP.





# Sail

TAVOLO SAIL - FISSO - L. 260 P. 120 CM  
STRUTTURA METALLO BRONZO 165 CON INSERTO  
CENTRALE CAT. B ECOPELLE VINTAGE 102. PIANO  
VETRO TRASPARENTE 320. SEDIE E POLTRONE ARISA  
STRUTTURA IN METALLO FANGO 161 RIVESTIMENTO  
CAT. B ECOPELLE VINTAGE 102.

SAIL TABLE - FIXED - L 260 D 120 CM  
METAL FRAME COL. BRONZE 165 WITH CENTRAL INSERT  
CAT. B IMITATION LEATHER VINTAGE 102. GLASS TOP  
COL. CLEAR 320. ARISA CHAIRS AND ARMCHAIRS METAL  
FRAME COL. MUD 161 UPHOLSTERY CAT. B IMITATION  
LEATHER VINTAGE 102.




# Sail

## FINITURE STRUTTURA / FRAME FINISHES

### METALLI / METALS

best sellers



121  
Bianco  
Gesso



160  
Antracite



161  
Fango

optional



014  
Nero fumo



124  
Madreperla



127  
Hot



128  
Smoke



130  
Grigio  
Piaccenza



150  
Canapa



155  
Carta da  
Zucchero



156  
Bordeaux



159  
Salvia



165  
Bronzo

## FINITURE PIANO / TOP FINISHES

### MATERICI / TEXTURED



113  
MT-RNC  
Rovere  
Nodato Chiaro



114  
MT-RNS  
Rovere  
Nodato Scuro



110  
MT-RNN  
Rovere  
Nodato Naturale



115  
MT-FO  
Frassino  
Oriente



116  
MT-RT  
Rovere  
Termocotto



117  
MT-RC  
Rovere  
Carbone



111  
MT-CC  
Cemento  
Chiaro



112  
MT-CS  
Cemento  
Scuro



118  
MT-CV  
Cemento  
Cava



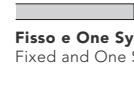
119  
MT-PS  
Piasentina



109  
MT-PA-BG  
Poro aperto  
Bianco Gesso



106  
MT-PA-MP  
Poro aperto  
Madreperla



**Fisso e One System.**  
Fixed and One System.

### LEGNO / WOOD



029  
LGN-RNA  
Rovere  
Naturale



030  
LGN-RC  
Rovere  
Carbone

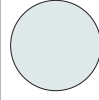


031  
LGN-RT  
Rovere  
Termocotto

**Fisso e One System.**  
Fixed and One System.

**Legno non disponibile per piani a botte.**  
Wood not on option for botte tops.

### VETRO / GLASS




320  
Trasparente



363  
Fumè

**Fisso.**  
Fixed.

### CERAMICA PREMIUM



040  
Calacatta  
Oro venato  
Lucido



041  
Noir desir  
Lucido



042  
Emperador  
Lucido



043  
Nero Greco  
Lucido

**One system.**  
One System.

**Fisso.**  
Fixed.

### CERAMICA ELEGANCE



010  
Pietra  
Savoia



011  
Pietra  
Perla



012  
Pietra  
Antracite



020  
Statuario  
Bianco Opaco



030  
Oxide  
Bianco




031  
Oxide  
Nero



032  
Fokos  
Terra



033  
Fokos  
Piombo



034  
Urban  
Marble



035  
Amani

**One System.**  
One System.

**Fisso.**  
Fixed.

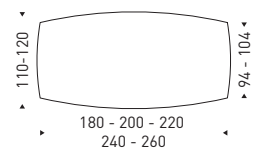
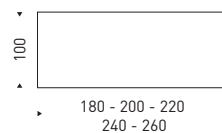
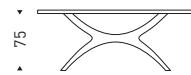
## MISURE DISPONIBILI / AVAILABLE SIZES

### SAIL FISSO

**RETTANGOLARE**  
180x100 cm  
200x100 cm  
220x100 cm  
240x100 cm  
260x100 cm

**BOTTE**  
180x110 cm  
200x110 cm  
220x120 cm  
240x120 cm  
260x120 cm


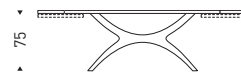
**Ceramica Elegance L 110 e L 120 disponibile solo per Urban Marble 034 e Amani 035.**  
Ceramica Elegance for 110 cm and 120 cm width table available only for Urban Marble 034 and Amani 035.




### SAIL ONE SYSTEM p. 22

180x100 (50+50) cm  
200x100 (50+50) cm  
220x100 (50+50) cm

**Vetro, Oxide bianco e Oxide nero non disponibili per apertura One System.**  
Glass, Oxide bianco and Oxide nero not on option for One System extending tables.







TAVOLO SAIL - FISSO - L. 260 P. 120 CM  
STRUTTURA METALLO BRONZO 165 CON INSERTO  
CENTRALE CAT. B ECOPELLE VINTAGE 102.  
PIANO VETRO TRASPARENTE 320.

SAIL TABLE - FIXED - L 260 D 120 CM  
METAL FRAME COL. BRONZE 165 WITH CENTRAL  
INSERT CAT. B IMITATION LEATHER VINTAGE 102.  
GLASS TOP COL. CLEAR 320.

# Wave

TAVOLO WAVE - FISSO - L. 220 P. 100 CM  
STRUTTURA BRONZO 165, PIANO LEGNO ROVERE  
CARBONE 117. SEDIE HAVANA STRUTTURA METALLO  
ANTRACITE 160, RIVESTIMENTO CAT. 1/ONE ECOPELLE  
BLOOM 4.

FIXED - WAVE TABLE W. 220 D. 100 CM  
BRONZE 165 FRAME, CHARCOAL OAK 117 WOOD TOP.  
HAVANA CHAIRS, ANTHRACITE 160 METAL FRAME,  
UPHOLSTERY CAT. 1/ONE BLOOM 4 ECO-LEATHER.





# Wave

TAVOLO WAVE - UP SYSTEM - L. 220 P. 100 CM  
STRUTTURA METALLO BIANCO GESSO 121, PIANO  
CERAMICA CALACATTA ORO VENATO LUCIDO 040.  
SEDIE SARA STRUTTURA METALLO BIANCO GESSO 121,  
RIVESTIMENTO CAT. 1/ONE ECOPELLE BLOOM 7.

WAVE TABLE - UP SYSTEM - W. 220 D. 100 CM  
CHALK WHITE 121 METAL FRAME, GLOSS VEINED GOLD  
CALACATTA CERAMIC TOP 040.  
SARA CHAIRS, CHALK WHITE 121 METAL FRAME,  
UPHOLSTERY CAT. 1/ONE BLOOM 7 ECO-LEATHER.





# Wave

TAVOLO WAVE - UP SYSTEM - L. 220 P. 100 CM  
STRUTTURA METALLO ANTRACITE 160,  
PIANO CERAMICA CALACATTA ORO VENATO LUCIDO 040.  
SEDIE DIVA STRUTTURA METALLO ANTRACITE 160,  
RIVESTIMENTO CAT. B ECOPELLE VINTAGE 1015.

WAVE TABLE - UP SYSTEM - W. 220 D. 100 CM  
ANTHRACITE 160 METAL FRAME, CALACATTA CERAMIC  
TOP 040.  
DIVA CHAIRS, ANTHRACITE 160 METAL FRAME,  
UPHOLSTERY CAT. B VINTAGE 1015 ECO-LEATHER.






# Wave

## FINITURE STRUTTURA / FRAME FINISHES

### METALLI / METALS

best sellers



121  
Bianco  
Gesso



160  
Antracite



161  
Fango

optional



014  
Nero fumo



124  
Madreperla



127  
Hot



128  
Smoke



130  
Grigio  
Piacenza



150  
Canapa



155  
Carta da  
Zucchero



156  
Bordeaux



159  
Salvia



165  
Bronzo



Ottone  
Brunito

## FINITURE PIANO / TOP FINISHES

### MATERICI / TEXTURED



113  
MT-RNC  
Rovere  
Nodato Chiaro



114  
MT-RNS  
Rovere  
Nodato Scuro



110  
MT-RNN  
Rovere  
Nodato Naturale



115  
MT-FO  
Frassino  
Oriente



116  
MT-RT  
Rovere  
Termocotto



117  
MT-RC  
Rovere  
Carbone



111  
MT-CC  
Cemento  
Chiaro



112  
MT-CS  
Cemento  
Scuro



118  
MT-CV  
Cemento  
Cava



119  
MT-PS  
Piasentina



109  
MT-PA-BG  
Poro aperto  
Bianco Gesso



106  
MT-PA-MP  
Poro aperto  
Madreperla

**Fisso, OneSystem.  
e Up System.**  
Fixed, One system  
and Up System.

### LEGNO / WOOD



029  
LGN-RNA  
Rovere  
Naturale



030  
LGN-RC  
Rovere  
Carbone




031  
LGN-RT  
Rovere  
Termocotto

**Fisso e One System.**  
Fixed and One System.

### CERAMICA PREMIUM



040  
Calacatta  
Oro venato  
Lucido



041  
Noir desir  
Lucido



042  
Emperador  
Lucido



043  
Nero Greco  
Lucido

**One System.**  
One System.

**Fisso e Up System.**  
Fixed and Up  
System.

### CERAMICA ELEGANCE



010  
Pietra  
Savoia



011  
Pietra  
Perla



012  
Pietra  
Antracite



020  
Statuario  
Bianco Opaco



030  
Oxide  
Bianco



031  
Oxide  
Nero



032  
Fokos  
Terra



033  
Fokos  
Piombo



034  
Urban  
Marble



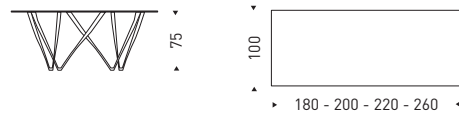
035  
Amani

**One System.**  
One System.

**Fisso e Up System.**  
Fixed and Up  
System.

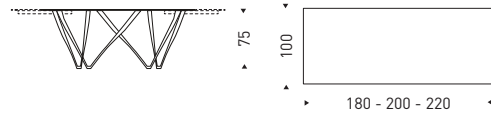
## MISURE DISPONIBILI / AVAILABLE SIZES

**WAVE** 180x100 cm  
**FISSO** 200x100 cm  
220x100 cm  
260x100 cm



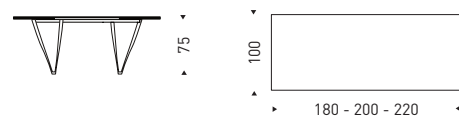
**WAVE** 180x100 (50+50) cm  
**ONE** 200x100 (50+50) cm  
**SYSTEM** 220x100 (50+50) cm  
p. 22

**Vetro, Oxide bianco e Oxide nero non disponibili per apertura One System**  
Glass, Oxide bianco and Oxide nero not on option for One System extending tables



**WAVE** 180x100 (50+50) cm  
**UP** 200x100 (50+50) cm  
**SYSTEM** 220x100 (50+50) cm  
p. 14

**Disponibile solo in finitura materico e ceramica**  
Only available in textured and ceramic finish





TAVOLO WAVE - ONE SYSTEM - L. 180 P. 100 CM  
STRUTTURA METALLO BIANCO GESSO 121,  
PIANO MATERICO ROVERE NODATO CHIARO 113.  
SEDIE GAIA STRUTTURA METALLO BIANCO GESSO 121,  
RIVESTIMENTO IN CAT. A BOSTON WATER GREEN.

WAVE TABLE - ONE SYSTEM - W. 180 D. 100 CM  
CHALK WHITE 121 METAL FRAME, LIGHT KNOTTED  
TEXTURED OAK 113 TOP.  
GAIA CHAIRS, CHALK WHITE 121 METAL FRAME,  
UPHOLSTERY IN CAT. A BOSTON WATER GREEN.



# Silver

TAVOLO SILVER - UP SYSTEM - L. 180/280 P. 100 CM  
STRUTTURA METALLO BRONZO 165. PIANO CERAMICA  
EMPERADOR LUCIDO 042. SEDIE LILIUM STRUTTURA  
METALLO FANGO 161 RIVESTIMENTO CAT. B ECOPELLE  
VINTAGE 102.

SILVER TABLE - UP SYSTEM - L 180/280 D 100 CM  
METAL FRAME COL. BRONZE 165. POLISHED  
EMPERADOR CERAMIC TOP FINISH 042. LILIUM CHAIRS  
METAL FRAME COL. MUD 161 UPHOLSTERY CAT. B  
IMITATION LEATHER VINTAGE 102.





# Silver

TAVOLO SILVER - UP SYSTEM - L. 180/280 P. 100 CM  
STRUTTURA METALLO BRONZO 165. PIANO CERAMICA  
EMPERADOR LUCIDO 042. SEDIE LILIUM STRUTTURA  
METALLO FANGO 161 RIVESTIMENTO CAT. B ECOPELLE  
VINTAGE 102.

SILVER TABLE - UP SYSTEM - L 180/280 D 100 CM  
METAL FRAME COL. BRONZE 165. POLISHED  
EMPERADOR CERAMIC TOP FINISH 042. LILIUM  
CHAIRS METAL FRAME COL. MUD 161 UPHOLSTERY  
CAT. B IMITATION LEATHER VINTAGE 102.





# Silver

TAVOLO SILVER - ONE SYSTEM - L. 200/300 P. 100 CM  
STRUTTURA METALLO ANTRACITE 160. PIANO NERO  
GRECO LUCIDO 043. SEDIE CAROL STRUTTURA  
METALLO ANTRACITE 160 RIVESTIMENTO CAT. A  
BOSTON CEMENT BORDINO IN CAT. ONE ECOPELLE  
ANTRACITE BLOOM 7.

SILVER TABLE - ONE SYSTEM - L 200/300 D 100 CM  
METAL FRAME COL. ANTHRACITE 160. POLISHED  
NERO GRECO 043 TOP. CAROL CHAIRS METAL FRAME  
COL. ANTHRACITE 160 UPHOLSTERY CAT. A BOSTON  
CEMENT PIPING IN CAT. ONE IMITATION LEATHER  
BLOOM 7 COL. ANTHRACITE.





# Silver

TAVOLO SILVER - ONE SYSTEM - L. 200/300 P. 100 CM  
STRUTTURA METALLO ANTRACITE 160. PIANO NERO  
GRECO LUCIDO 043. SEDIE CAROL STRUTTURA  
METALLO ANTRACITE 160 RIVESTIMENTO CAT. A  
BOSTON CEMENT BORDINO IN CAT. ONE ECOPELLE  
ANTRACITE BLOOM 7.

SILVER TABLE - ONE SYSTEM - L 200/300 D 100 CM  
METAL FRAME COL. ANTHRACITE 160. POLISHED  
NERO GRECO 043 TOP. CAROL CHAIRS METAL FRAME  
COL. ANTHRACITE 160 UPHOLSTERY CAT. A BOSTON  
CEMENT PIPING IN CAT. ONE IMITATION LEATHER  
BLOOM 7 COL. ANTHRACITE.







# Silver

TAVOLO SILVER - BOOK SYSTEM  
L. 180/240/300 P. 100 CM  
STRUTTURA METALLO ANTRACITE 160. PIANO E  
ALLUNGHE MATERICO CEMENTO CAVA 118. SEDIE ARISA  
STRUTTURA METALLO ANTRACITE 160 SEDUTA CAT. A  
BOSTON LIGHT GREY.

SILVER TABLE - BOOK SYSTEM  
L.180/240/300 D.100 CM  
METAL FRAME COL. ANTHRACITE 160. TOP AND  
EXTENSION LEAVES IN TEXTURED FINISH COL. QUARRY  
CEMENT 118. ARISA CHAIRS METAL FRAME COL.  
ANTHRACITE 160 SEAT CAT. A BOSTON LIGHT GREY.






# Silver

## FINITURE STRUTTURA / FRAME FINISHES

### METALLI / METALS

best sellers



121  
Bianco  
Gesso



160  
Antracite



161  
Fango

optional



014  
Nero fumo



124  
Madreperla



127  
Hot



128  
Smoke



130  
Grigio  
Piacenza



150  
Canapa



155  
Carta da  
Zuccherio



156  
Bordeaux



159  
Salvia



165  
Bronzo

## FINITURE PIANO / TOP FINISHES

### MATERICI / TEXTURED



113  
MTR-RC  
Rovere  
Nodato Chiaro



114  
MTR-RNS  
Rovere  
Nodato Scuro



110  
MTR-RNN  
Rovere  
Nodato Naturale



115  
MT-FO  
Frassino  
Oriente



116  
MT-RT  
Rovere  
Termocotto



117  
MTR-RC  
Rovere  
Carbone




111  
MT-CC  
Cemento  
Chiaro



112  
MT-CS  
Cemento  
Scuro



118  
MT-CV  
Cemento  
Cava



119  
MT-PS  
Piasentina



109  
MT-PA-BG  
Poro aperto  
Bianco Gesso



106  
MT-PA-MP  
Poro aperto  
Madreperla

**Fisso, Book System, One System e Up System.**  
Fixed, Book System, One System and Up System.

### LEGNO / WOOD



029  
LGN-RNA  
Rovere  
Naturale



030  
LGN-RC  
Rovere  
Carbone




031  
LGN-RT  
Rovere  
Termocotto



**Fisso e One System.**  
Fixed and One System.

**Disponibile solo per tavolo fisso e con sistema di apertura One System. Legno non disponibile per piani a botte.**  
Only an option for fixed tables and One System extending tables. Wood not on option for botte tops.

### VETRO / GLASS



320  
Trasparente



363  
Fumè

**Fisso e Up System.**  
Fixed and Up System.

### CERAMICA PREMIUM



040  
Calacatta  
Oro venato  
Lucido



041  
Noir desir  
Lucido



042  
Emperador  
Lucido



043  
Nero Greco  
Lucido

**One System.**  
One System.

**Fisso, Book System e Up System.**  
Fixed, Book System and Up System.

### CERAMICA ELEGANCE



010  
Pietra  
Savoia



011  
Pietra  
Perla



012  
Pietra  
Antracite



020  
Statuario  
Bianco Opaco



030  
Oxide  
Bianco



031  
Oxide  
Nero



032  
Fokos  
Terra



033  
Fokos  
Piombo



034  
Urban  
Marble



035  
Amani

**One System.**  
One System.

**Fisso, Book System e Up System.**  
Fixed, Book System and Up System.

## MISURE DISPONIBILI / AVAILABLE SIZES

### SILVER FISSO

#### RETTANGOLARE

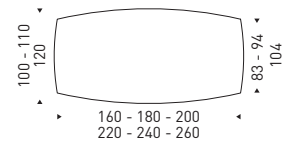

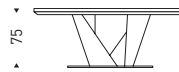
160x90 cm  
180x100 cm  
200x100 cm  
220x100 cm  
240x100 cm  
260x100 cm

#### BOTTE

160x100 cm  
180x110 cm  
200x110 cm  
220x120 cm  
240x120 cm  
260x120 cm

### Ceramica Elegance L 110 e L 120 disponibile solo per Urban Marble 034 e Amani 035.


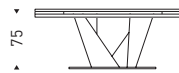
Ceramica Elegance for 110 cm and 120 cm width table available only for Urban Marble 034 and Amani 035.



### SILVER UP SYSTEM p. 14

160x90 (40+40) cm  
180x100 (50+50) cm  
200x100 (50+50) cm  
220x100 (50+50) cm


**Disponibile solo in finitura materico, ceramica e vetro trasparente/fumè.**  
Only available in textured, ceramic and glass finish.



### SILVER BOOK SYSTEM p. 16

160x90 (50+50) cm  
180x100 (60+60) cm


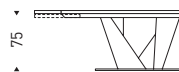
**Disponibile solo in materico e ceramica.**  
Only available in textured and ceramic finish.



### SILVER ONE SYSTEM p. 22

160x90 (50+50) cm  
180x100 (50+50) cm  
200x100 (50+50) cm  
220x100 (50+50) cm

**Vetro, Oxide bianco e Oxide nero non disponibili per apertura One System.**  
Glass, Oxide bianco and Oxide nero not on option for One System extending tables.



TAVOLO SILVER - BOOK SYSTEM - L. 180/240/300 P. 100 CM  
STRUTTURA METALLO ANTRACITE 160. PIANO E ALLUNGHE  
MATERICO CEMENTO CAVA 118. SEDIE ARISA STRUTTURA  
METALLO ANTRACITE 160 SEDUTA CAT. A BOSTON LIGHT GREY.

SILVER TABLE - BOOK SYSTEM L.180/240/300 D.100 CM  
METAL FRAME COL. ANTHRACITE 160. TOP AND EXTENSION  
LEAVES IN TEXTURED FINISH COL. QUARRY CEMENT 118. ARISA  
CHAIRS METAL FRAME COL. ANTHRACITE 160 SEAT CAT. A  
BOSTON LIGHT GREY.



# Baltik

TAVOLO BALTIK - FISSO - L. 260 P. 120 CM  
STRUTTURA METALLO ANTRACITE 160. PIANO CERAMICA  
AMANI 035 LUCIDA. SEDIE PARIS BICOLOR STRUTTURA  
METALLO ANTRACITE 160 RIVESTIMENTO SEDUTA  
CAT. ONE EASY 20 RETRO DELLO SCHIENALE CAT. B  
ECOPELLE VINTAGE 107.

BALTIK TABLE - FIXED - L 260 D 120 CM  
METAL FRAME COL. ANTHRACITE 160. POLISHED AMANI  
035 CERAMIC TOP. PARIS BICOLOR CHAIRS METAL  
FRAME COL. ANTHRACITE 160 SEAT UPHOLSTERY CAT.  
ONE EASY 20 REAR OF BACKREST CAT. B IMITATION  
LEATHER VINTAGE 107.





# Baltik

TAVOLO BALTIK - FISSO - L. 260 P. 120 CM  
STRUTTURA METALLO ANTRACITE 160.  
PIANO CERAMICA AMANI 035 LUCIDA.

BALTIK TABLE - FIXED - L 260 D 120 CM  
METAL FRAME COL. ANTHRACITE 160.  
POLISHED AMANI 035 CERAMIC TOP.







# Baltik

TAVOLO BALTIK - BOOK SYSTEM  
L. 180/240/300 P. 100 CM  
STRUTTURA IN METALLO FANGO 161. PIANO CERAMICA  
EMPERADOR 042 LUCIDO. SEDIE LILIUM STRUTTURA  
IN METALLO FANGO 161 RIVESTIMENTO CAT. B  
ECOPELLE VINTAGE 102.

BALTIK TABLE - BOOK SYSTEM  
L 180/240/300 D 100 CM  
METAL FRAME COL. MUD 161. POLISHED EMPERADOR  
042 CERAMIC TOP FINISH. LILIUM CHAIRS METAL  
FRAME COL. MUD 161 UPHOLSTERY CAT. B IMITATION  
LEATHER VINTAGE 102.





# Baltik

TAVOLO BALTIK - BOOK SYSTEM  
L. 180/240/300 P. 100 CM  
STRUTTURA IN METALLO FANGO 161, PIANO CERAMICA  
EMPERADOR 042 LUCIDO. SEDIE LILIUM STRUTTURA  
IN METALLO FANGO 161 RIVESTIMENTO CAT. B  
ECOPELLE VINTAGE 102.

BALTIK TABLE - BOOK SYSTEM  
L 180/240/300 D 100 CM  
METAL FRAME COL. MUD 161. POLISHED EMPERADOR  
042 CERAMIC TOP FINISH. LILIUM CHAIRS METAL  
FRAME COL. MUD 161 UPHOLSTERY CAT. B IMITATION  
LEATHER VINTAGE 102.



# Baltik

TAVOLO BALTIK - UP SYSTEM - L. 180/280 P. 100 CM  
STRUTTURA METALLO ANTRACITE 160, PIANO  
CERAMICA NERO GRECO LUCIDO 043, POLTRONE  
CAROL STRUTTURA METALLO ANTRACITE 160  
RIVESTIMENTO CAT. B ECOPELLE VINTAGE 1009 CON  
BORDINO IN ECOPELLE GRAFITE BLOOM 7.

BALTIK TABLE - UP SYSTEM - L. 180/280 D. 100 CM  
METAL FRAME COL. ANTHRACITE 160, POLISHED NERO  
GRECO 043 CERAMIC TOP, CAROL ARMCHAIRS METAL  
FRAME COL. ANTHRACITE 160 UPHOLSTERY CAT. B  
IMITATION LEATHER VINTAGE 1009 WITH PIPING IN  
IMITATION LEATHER BLOOM 7 COL. GRAPHITE.





# Baltik

TAVOLO BALTIK - UP SYSTEM - L. 180/280 P. 100 CM  
STRUTTURA METALLO ANTRACITE 160. PIANO  
CERAMICA NERO GRECO LUCIDO 043. SEDIA CAROL  
STRUTTURA METALLO ANTRACITE 160 SEDUTA CAT. A  
BOSTON CEMENT BORDINO IN CAT. ONE ECOPELLE  
ANTRACITE BLOOM 7.

BALTIK TABLE - UP SYSTEM - L 180/280 D 100 CM  
METAL FRAME COL. ANTHRACITE 160. POLISHED  
NERO GRECO 043 CERAMIC TOP. CAROL CHAIR METAL  
FRAME COL. ANTHRACITE 160 SEAT CAT. A BOSTON  
CEMENT PIPING IN CAT. ONE IMITATION LEATHER  
BLOOM 7 COL. ANTHRACITE.







# Baltik

TAVOLO BALTIK - FISSO - L. 260 P. 120 CM  
STRUTTURA IN METALLO ANTRACITE 160. PIANO IN  
VETRO FUMÉ 363. SEDIE ROXY STRUTTURA IN METALLO  
ANTRACITE 160. RIVESTIMENTO CAT. A BOSTON LIGHT  
GREY.

BALTIK TABLE - FIXED - L 260 D 120 CM  
METAL FRAME COL. ANTHRACITE 160. GLASS TOP  
COL. SMOKED 363. ROXY CHAIRS METAL FRAME COL.  
ANTHRACITE 160. UPHOLSTERY CAT. A BOSTON LIGHT  
GREY.






# Baltik

## FINITURE STRUTTURA / FRAME FINISHES

### METALLI / METALS


best sellers

optional




## FINITURE PIANO / TOP FINISHES

### MATERICI / TEXTURED



**Fisso, Book System, One System e Up System.**  
Fixed, Book System, One System and Up System.


### LEGNO / WOOD



**Fisso e One System.**  
Fixed and One System.


**Disponibile solo per tavolo fisso e con sistema di apertura One System. Legno non disponibile per piani a botte.**  
Only an option for fixed tables and One System extending tables. Wood not an option for botte tops.

### VETRO / GLASS



**Fisso e Up System.**  
Fixed and Up System.


### CERAMICA PREMIUM



**One System.**  
One System.

**Fisso, Book System e Up System.**  
Fixed, Book System and Up System.

### CERAMICA ELEGANCE



**One System.**  
One System.

**Fisso, Book System e Up System.**  
Fixed, Book System and Up System.

## MISURE DISPONIBILI / AVAILABLE SIZES

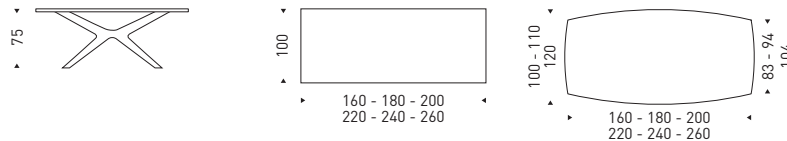
### BALTIK FISSO

**RETTANGOLARE**  
180x100 cm  
200x100 cm  
220x100 cm  
240x100 cm  
260x100 cm

**BOTTE**  
180x110 cm  
200x110 cm  
220x120 cm  
240x120 cm  
260x120 cm

**Ceramica Elegance L 110 e L 120 disponibile solo per Urban Marble 034 e Amani 035.**

Ceramica Elegance for 110 cm and 120 cm width table available only for Urban Marble 034 and Amani 035.

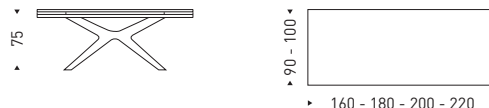


### BALTIK UP SYSTEM

p. 14

160x90 (40+40) cm  
180x100 (50+50) cm  
200x100 (50+50) cm  
220x100 (50+50) cm

**Disponibile solo in finitura materico, ceramica e vetro trasparente/fumè.**  
Only available in textured, ceramic and glass finish.

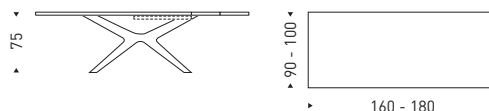


### BALTIK BOOK SYSTEM

p. 16

160x90 (50+50) cm  
180x100 (60+60) cm

**Disponibile solo in materico e ceramica.**  
Only available in textured and ceramic finish.

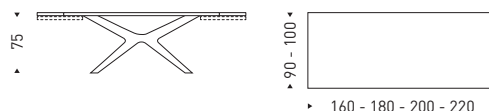


### BALTIK ONE SYSTEM

p. 22

160x90 (50+50) cm  
180x100 (50+50) cm  
200x100 (50+50) cm  
220x100 (50+50) cm

**Vetro, Oxide bianco e Oxide nero non disponibili per apertura One System.**  
Glass, Oxide bianco and Oxide nero not on option for One System extending tables.





TAVOLO BALTIK - FISSO - L. 260 P. 120 CM  
STRUTTURA IN METALLO ANTRACITE 160.  
PIANO VETRO FUMÉ 363.

BALTIK TABLE - FIXED - L. 260 D 120 CM  
METAL FRAME COL. ANTHRACITE 160.  
GLASS TOP COL. SMOKED 363.

# Vela

TAVOLO VELA - PLUS SYSTEM - L. 200 P. 100 CM  
STRUTTURA METALLO ANTRACITE 160,  
PIANO CERAMICA OXIDE NERO 031.  
SEDIE CHICCO, STRUTTURA METALLO  
ANTRACITE 160, RIVESTIMENTO CAT. 1/ONE  
EASY 9.

VELA TABLE - PLUS SYSTEM - W. 200 D. 100 CM  
ANTHRACITE 160 METAL FRAME, BLACK OXIDE  
031 CERAMIC TOP.  
CHICCO CHAIRS, ANTHRACITE 160 METAL  
FRAME, UPHOLSTERY CAT. 1/ONE EASY 9.





# Vela

TAVOLO VELA - PLUS SYSTEM - L. 200 P. 100 CM  
STRUTTURA METALLO ANTRACITE 160,  
PIANO CERAMICA OXIDE NERO 031.  
SEDIE CHICCO, STRUTTURA METALLO ANTRACITE 160,  
RIVESTIMENTO CAT. 1/ONE EASY 9.

VELA TABLE - PLUS SYSTEM - W. 200 D. 100 CM  
ANTHRACITE 160 METAL FRAME, BLACK OXIDE 031  
CERAMIC TOP.  
CHICCO CHAIRS, ANTHRACITE 160 METAL FRAME,  
UPHOLSTERY CAT. 1/ONE EASY 9.







# Vela

TAVOLO VELA - PLUS SYSTEM - L. 200 P. 100 CM  
STRUTTURA METALLO ANTRACITE 160,  
PIANO CERAMICA OXIDE NERO 031.  
SEDIE CHICCO, STRUTTURA METALLO  
ANTRACITE 160, RIVESTIMENTO CAT. 1/ONE  
EASY 9.

VELA TABLE - PLUS SYSTEM - W. 200 D. 100 CM  
ANTHRACITE 160 METAL FRAME, BLACK OXIDE  
031 CERAMIC TOP.  
CHICCO CHAIRS, ANTHRACITE 160 METAL  
FRAME, UPHOLSTERY CAT. 1/ONE EASY 9.



# Vela

TAVOLO VELA - UP SYSTEM - L. 220 P. 100 CM  
STRUTTURA METALLO ANTRACITE 160,  
PIANO CERAMICA NOIR DESIR LUCIDO 041.  
SEDIE PARIS, STRUTTURA METALLO ANTRACITE 160,  
RIVESTIMENTO CAT. B ECOPELLE VINTAGE 103.

VELA TABLE - UP SYSTEM - W. 220 D. 100 CM  
ANTHRACITE 160 METAL FRAME,  
GLOSSY NOIR DESIR 041 CERAMIC TOP.  
PARIS CHAIRS, ANTHRACITE 160 METAL FRAME,  
UPHOLSTERY CAT. B VINTAGE 103 ECO-LEATHER.





# Vela

TAVOLO VELA - FISSO - L. 220 P. 100 CM  
STRUTTURA METALLO ANTRACITE 160,  
PIANO LEGNO ROVERE NATURA.  
SEDIE TEQUILA STRUTTURA METALLO ANTRACITE 160,  
RIVESTIMENTO CAT. B ECOPELLE VINTAGE 1015.

FIXED - VELA TABLE W. 220 D. 100 CM  
ANTHRACITE 160 METAL FRAME, NATURAL  
OAK WOOD TOP.  
TEQUILA CHAIRS, ANTHRACITE 160 METAL FRAME,  
UPHOLSTERY CAT. B VINTAGE 1015 ECO-LEATHER.





# Vela

TAVOLO VELA - PLUS SYSTEM - L. 180 P. 100 CM  
STRUTTURA METALLO ANTRACITE 160,  
PIANO MATERICO PIASENTINA 119.  
SEDIE LUNA STRUTTURA METALLO ANTRACITE 160,  
RIVESTIMENTO CAT. 1/ONE SELFIE 315.

VELA TABLE - PLUS SYSTEM - W. 180 D. 100 CM  
ANTHRACITE 160 METAL FRAME, PIASENTINA 119  
TEXTURED TOP.  
LUNA CHAIRS, ANTHRACITE 160 METAL FRAME,  
UPHOLSTERY CAT. 1/ONE SELFIE 315.



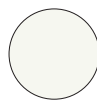


## FINITURE STRUTTURA / FRAME FINISHES

### METALLI / METALS

best sellers

optional



121  
Bianco  
Gesso



160  
Antracite



161  
Fango



014  
Nero fumo



124  
Madreperla



127  
Hot



128  
Smoke



130  
Grigio  
Piacenza



150  
Canapa



155  
Carta da  
Zucchero



156  
Bordeaux



159  
Sálvia



165  
Bronzo

## FINITURE PIANO / TOP FINISHES

### MATERICI / TEXTURED



113  
MT-RNC  
Rovere  
Nodato Chiaro



114  
MT-RNS  
Rovere  
Nodato Scuro



110  
MT-RNN  
Rovere  
Nodato Naturale



115  
MT-FO  
Frassino  
Oriente



116  
MT-RT  
Rovere  
Termocotto



117  
MT-RC  
Rovere  
Carbone



111  
MT-CC  
Cemento  
Chiaro



112  
MT-CS  
Cemento  
Scuro



118  
MT-CV  
Cemento  
Cava



119  
MT-PS  
Piasentina



109  
MT-PA-BG  
Poro aperto  
Bianco Gesso



106  
MT-PA-MP  
Poro aperto  
Madreperla

**Fisso, Book System, One System e Up System.**  
Fixed, Book System, One System and Up System.

**Plus System.**  
Plus System.

### LEGNO / WOOD



029  
LGN-RNA  
Rovere  
Naturale



030  
LGN-RC  
Rovere  
Carbone



031  
LGN-RT  
Rovere  
Termocotto

**Fisso e One System.**  
Fixed and One System.

**Disponibile solo per tavolo fisso e con sistema di apertura One System. Legno non disponibile per piani a botte.**  
Only an option for fixed tables and One System extending tables. Wood not on option for botte tops.

### CERAMICA ELEGANCE



010  
Pietra  
Savoia



011  
Pietra  
Perla



012  
Pietra  
Antracite



020  
Statuario  
Bianco Opaco



030  
Oxide  
Bianco



031  
Oxide  
Nero




032  
Fokos  
Terra



033  
Fokos  
Piombo



034  
Urban  
Marble




035  
Amani

**One System.**  
One System.

**Fisso, Book System e Up System.**  
Fixed, Book System and Up System.

### CERAMICA PREMIUM



040  
Calacatta  
Oro venato  
Lucido



041  
Noir desir  
Lucido



042  
Emperador  
Lucido



043  
Nero Greco  
Lucido

**One System.**  
One System.

**Fisso, Book System e Up System.**  
Fixed, Book System and Up System.

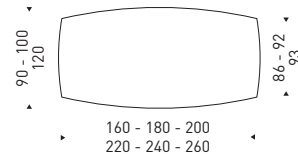
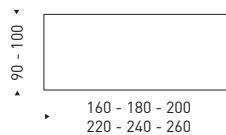
## MISURE DISPONIBILI / AVAILABLE SIZES

### VELA FISSO

RETTANGOLARE	BOTTE
160x90 cm	160x100 cm
180x100 cm	180x110 cm
200x100 cm	200x110 cm
220x100 cm	220x120 cm
240x100 cm	240x120 cm
260x100 cm	260x120 cm

### Ceramica Elegance L 110 e L 120 disponibile solo per Urban Marble 034 e Amani 035.

Ceramica Elegance for 110 cm and 120 cm width table available only for Urban Marble 034 and Amani 035.




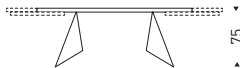
### VELA ONE SYSTEM

p. 22

160x90 (50+50) cm
180x100 (50+50) cm
200x100 (50+50) cm
220x100 (50+50) cm

### Oxide bianco e Oxide nero non disponibili per apertura One System.

Oxide bianco and Oxide nero not on option for One System extending tables.



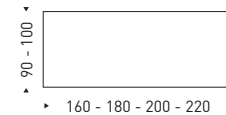
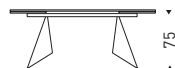
### VELA UP SYSTEM

p. 14

160x90 (40+40) cm
160x90 (50+50) cm
180x100 (50+50) cm
200x100 (50+50) cm
220x100 (50+50) cm

### Disponibile solo in materico e ceramica.

Only available in textured and ceramic finish.




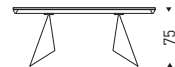
### VELA PLUS SYSTEM

p. 24

160x90 (40+40) cm
180x100 (50+50) cm
200x100 (50+50) cm
220x100 (50+50) cm

### Finitura legno non disponibile.

Wood finish not available.



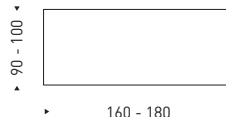
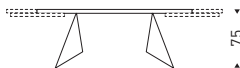
### VELA BOOK SYSTEM

p. 16

160x90 (50+50) cm
180x100 (60+60) cm

### Disponibile solo in materico e ceramica.

Only available in textured and ceramic finish.



# Tiffany

TAVOLO TIFFANY - UP SYSTEM - L. 180/280 P. 100 CM  
STRUTTURA METALLO FANGO 161. PIANO CERAMICA  
EMPERADOR 042 LUCIDO. SEDIE ZENDA STRUTTURA  
FANGO 161 RIVESTIMENTO CAT. B ECOPELLE VINTAGE  
102.

TIFFANY TABLE - UP SYSTEM - L 180/280 D 100 CM  
METAL FRAME COL. MUD 161. POLISHED EMPERADOR  
042 CERAMIC TOP FINISH. ZENDA CHAIRS FRAME  
COL. MUD 161 UPHOLSTERY CAT. B IMITATION LEATHER  
VINTAGE 102.





# Tiffany

TAVOLO TIFFANY - UP SYSTEM - L. 160/240 P. 90 CM  
STRUTTURA METALLO ANTRACITE. PIANO IN NERO  
GRECO LUCIDO 043. SEDIE OFRA STRUTTURA  
METALLO ANTRACITE 160 RIVESTIMENTO CAT. ONE  
EASY 18.

TIFFANY TABLE - UP SYSTEM - L 160/240 D 90 CM  
METAL FRAME COL. ANTHRACITE. POLISHED NERO  
GRECO 043 TOP FINISH. OFRA CHAIRS METAL FRAME  
COL. ANTHRACITE 160 UPHOLSTERY CAT. ONE EASY 18.





# Tiffany

TAVOLO TIFFANY - UP SYSTEM - L. 160/240 P. 90 CM  
STRUTTURA METALLO ANTRACITE 160. PIANO IN  
NERO GRECO 043 LUCIDO. SEDIE OFRA STRUTTURA  
METALLO ANTRACITE 160 RIVESTIMENTO CAT. ONE  
EASY 18.

TIFFANY TABLE - UP SYSTEM - L 160/240 D 90 CM  
METAL FRAME COL. ANTHRACITE 160. POLISHED NERO  
GRECO 043 TOP FINISH. OFRA CHAIRS METAL FRAME  
COL. ANTHRACITE 160 UPHOLSTERY CAT. ONE EASY 18.





# Tiffany

TAVOLO TIFFANY - FISSO - L. 260 P. 120 CM  
STRUTTURA METALLO FANGO 161. PIANO ROVERE  
NODATO NATURALE 110. SEDIE ABBA STRUTTURA  
FANGO 161 RIVESTIMENTO CAT. ONE SELFIE 615  
BORDINO CAT. ONE ECOPELLE BEIGE BLOOM 13.

TIFFANY TABLE - FIXED - L. 260 D. 120 CM  
METAL FRAME COL. MUD 161. TOP IN NATURAL KNOTTY  
OAK 110 FINISH. ABBA CHAIRS FRAME COL. MUD 161  
UPHOLSTERY CAT. ONE SELFIE 615 PIPING CAT. ONE  
IMITATION LEATHER BLOOM 13 COL. BEIGE.






# Tiffany


## FINITURE STRUTTURA / FRAME FINISHES

### METALLI / METALS

best sellers







optional




## FINITURE PIANO / TOP FINISHES

### MATERICI / TEXTURED




**Fisso, One System e Up System.**  
Fixed, One System and Up System.

### LEGNO / WOOD



**Fisso e One System.**  
Fixed and One System.  
**Disponibile solo per tavolo fisso e con sistema di apertura One System. Legno non disponibile per piani a botte.**  
Only an option for fixed tables and One System extending tables. Wood not an option for botte tops.

### VETRO / GLASS



**Fisso e Up System.**  
Fixed and Up System.


### CERAMICA PREMIUM



**One System.**  
One System.

**Fisso e Up System.**  
Fixed, One System and Up System.

### CERAMICA ELEGANCE



**One System.**  
One System.

**Fisso e Up System.**  
Fixed, Book System and Up System.

## MISURE DISPONIBILI / AVAILABLE SIZES

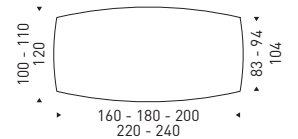

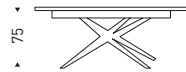
### TIFFANY FISSO

**RETTANGOLARE**  
160x90  
180x100 cm  
200x100 cm  
220x100 cm  
240x100 cm  
260x100 cm

**BOTTE**  
160x100  
180x110 cm  
200x110 cm  
220x120 cm  
240x120 cm  
260x120 cm

**Ceramica Elegance L 110 e L120 disponibile solo per Urban Marble 034 e Amani 035.**

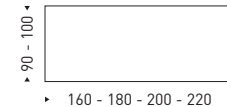
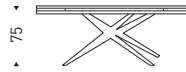
Ceramica Elegance for 120 cm width table available only for Urban Marble 034 and Amani 035.



### TIFFANY UP SYSTEM p. 14

160x90 (40+40) cm  
180x100 (50+50) cm  
200x100 (50+50) cm  
220x100 (50+50) cm


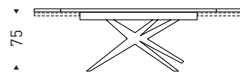
**Disponibile solo in finitura materico, ceramica e vetro trasparente/fumè.**  
Only available in textured, ceramic and glass finish.



### TIFFANY ONE SYSTEM p. 22

160x90 (50+50) cm  
180x100 (50+50) cm  
200x100 (50+50) cm  
220x100 (50+50) cm

**Vetro, Oxide bianco e Oxide nero non disponibili per apertura One System.**  
Glass, Oxide bianco and Oxide nero not on option for One System extending tables.



TAVOLO TIFFANY - FISSO - L. 260 P. 120 CM  
STRUTTURA METALLO FANGO 161. PIANO ROVERE  
NODATO NATURALE 110. SEDIE ABBA STRUTTURA  
FANGO 161 RIVESTIMENTO CAT. ONE SELFIE 615  
BORDINO CAT. ONE ECOPELLE BEIGE BLOOM 13.

TIFFANY TABLE - FIXED - L. 260 D 120 CM  
METAL FRAME COL. MUD 161. TOP IN NATURAL KNOTTY  
OAK 110 FINISH. ABBA CHAIRS FRAME COL. MUD 161  
UPHOLSTERY CAT. ONE SELFIE 615 PIPING CAT. ONE  
IMITATION LEATHER BLOOM 13 COL. BEIGE.



# Ikarus



TAVOLO IKARUS - FISSO - L. 200 P. 110 CM  
STRUTTURA LACCATO ANTRACITE 160,  
PIANO URBAN MARBLE 034.  
SEDIE TEQUILA STRUTTURA METALLO  
ANTRACITE 160, RIVESTIMENTO  
CAT. B ECONABUK 13.

FIXED IKARUS TABLE W. 200 D. 110 CM  
ANTHRACITE 160 LACQUERED FRAME,  
URBAN MARBLE 034 TOP.  
TEQUILA CHAIRS, ANTHRACITE 160 METAL  
FRAME, UPHOLSTERY CAT. B 13 ECO-  
NUBUCK.




# Ikarus

## FINITURE STRUTTURA / FRAME FINISHES

### METALLI / METALS


best sellers

optional




## FINITURE PIANO / TOP FINISHES


### MATERICI / TEXTURED



### VETRO / GLASS



### CERAMICA ELEGANCE



### CERAMICA PREMIUM



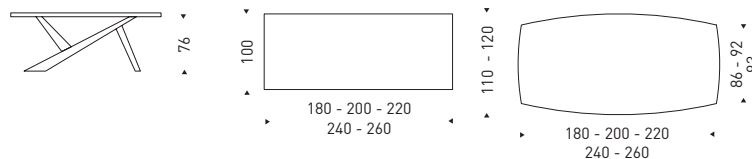
## MISURE DISPONIBILI / AVAILABLE SIZES

### IKARUS FISSO

RETTANGOLARE	BOTTE
180x100 cm	180x110 cm
200x100 cm	200x110 cm
220x100 cm	220x120 cm
240x100 cm	240x120 cm
260x100 cm	260x120 cm

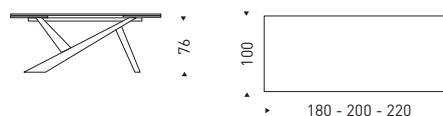
### Ceramica Elegance L 110 e L 120 disponibile solo per Urban Marble 034 e Amani 035.

Ceramica Elegance for 110 cm and 120 cm width table available only for Urban Marble 034 and Amani 035.



### IKARUS UP SYSTEM

180x100 (50+50) cm
200x100 (50+50) cm
220x100 (50+50) cm





TAVOLO IKARUS - FISSO - L. 200 P. 110 CM  
STRUTTURA LACCATO ANTRACITE 160,  
PIANO CERAMICA ELEGANCE STATUARIO  
BIANCO OPACO 020.  
SEDIE PARIS STRUTTURA METALLO  
ANTRACITE 160, RIVESTIMENTO  
CAT. B ECOPELLE VINTAGE 1009.

FIXED - IKARUS TABLE W. 200 D. 110 CM  
ANTHRACITE 160 LACQUERED FRAME,  
CERAMICA ELEGANCE STATUARIO BIANCO  
020 TOP.  
PARIS CHAIRS, ANTHRACITE 160 METAL  
FRAME, UPHOLSTERY CAT. B VINTAGE 1009  
ECO-LEATHER.



# Origami

TAVOLO ORIGAMI ALLUNGABILE L. 180 P. 100 CM  
STRUTTURA **MATCH 2**, METALLO ANTRACITE 160,  
PIANO CERAMICA ELEGANCE AMANI 035.  
SEDIE ELENA STRUTTURA METALLO ANTRACITE 160,  
RIVESTIMENTO CAT. A SMILE 35.

EXTENDABLE ORIGAMI TABLE W. 180 D. 100 CM  
**MATCH 2** FRAME, ANTHRACITE 160 METAL,  
CERAMICA ELEGANCE AMANI 035 TOP.  
ELENA CHAIRS, ANTHRACITE 160 METAL FRAME,  
UPHOLSTERY CAT. A SMILE 35.






# Origami



Sotto il piano del tavolo è nascosto un meccanismo scorrevole telescopico: nel momento in cui le guide vengono estratte, al loro interno sono visibili le doppie allunghe, ripiegate a metà. Entrambe le allunghe si aprono “a libro” e la superficie del tavolo aumenta per accogliere più ospiti.

A sliding, telescopic mechanism is hidden under the table top. When the runners are pulled out, the two extension leaves can be found folded in half on the inside. Both leaves open out like a book to increase the surface area of the table and accommodate more guests.





# Origami

TAVOLO ORIGAMI ALLUNGABILE L. 180 P. 100 CM  
STRUTTURA **MATCH 5**, METALLO ANTRACITE 160 E  
BORDEAUX 156, PIANO CERAMICA PIETRA PERLA 011.  
SEDIE ELENA STRUTTURA METALLO ANTRACITE 160,  
RIVESTIMENTO CAT. 1/ONE EASY 6.

EXTENDABLE ORIGAMI TABLE W. 180 D. 100 CM  
**MATCH 5** FRAME, ANTHRACITE 160 AND  
BORDEAUX 156 METAL, PEARL STONE 011 CERAMIC TOP.  
ELENA CHAIRS, ANTHRACITE 160 METAL FRAME, UPHOLSTERY  
CAT. 1/ONE EASY 6.





# Origami

MATCH THE COLOURS



STRUTTURA **MATCH 1**, METALLO BIANCO GESSO 121.  
**MATCH 1** FRAME, CHALK WHITE 121 METAL.



STRUTTURA **MATCH 3**, METALLO BIANCO GESSO 121 E ANTRACITE 160.  
**MATCH 3** FRAME, CHALK WHITE 121 AND ANTHRACITE 160 METAL.



STRUTTURA **MATCH 4**, METALLO BIANCO GESSO 121 E SALVIA 159.  
**MATCH 4** FRAME, CHALK WHITE 121 AND SAGE 159 METAL.



TAVOLO ORIGAMI - FISSO -  
L. 180 P. 100 CM  
STRUTTURA **MATCH 6**, METALLO  
ANTRACITE 160 E CARTA DA  
ZUCCHERO 155.  
PIANO LEGNO ROVERE NATURA.  
SEDIE SOFIA RIVESTIMENTO  
CAT. 1/ONE BLOOM 5.

FIXED - ORIGAMI TABLE  
W. 180 D. 100 CM  
**MATCH 6**, ANTHRACITE 160  
METAL AND BLUE-GREY 155  
FRAME.  
NATURAL OAK WOOD TOP.  
SOFIA CHAIRS, UPHOLSTERY  
CAT. 1/ONE BLOOM 5.




# Origami

## FINITURE STRUTTURA / FRAME FINISHES

### METALLI / METALS

best sellers



121  
Bianco  
Gesso



160  
Antracite



161  
Fango

optional



014  
Nero fumo



124  
Madreperla



127  
Hot



128  
Smoke



130  
Grigio  
Piacenza



150  
Canapa



155  
Carta da  
Zucchero



156  
Bordeaux



159  
Salvia



165  
Bronzo

## FINITURE PIANO / TOP FINISHES

### MATERICI / TEXTURED



113  
MT-RNC  
Rovere  
Nodato Chiaro



114  
MT-RNS  
Rovere  
Nodato Scuro



110  
MT-RNN  
Rovere  
Nodato Naturale



115  
MT-FO  
Frassino  
Oriente



116  
MT-RT  
Rovere  
Termocotto



117  
MT-RC  
Rovere  
Carbone



111  
MT-CC  
Cemento  
Chiaro



112  
MT-CS  
Cemento  
Scuro



118  
MT-CV  
Cemento  
Cava



119  
MT-PS  
Piasentina



109  
MT-PA-BG  
Poro aperto  
Bianco Gesso



106  
MT-PA-MP  
Poro aperto  
Madreperla

**Fisso, Book System, One System e Up System.**  
Fixed, Book System, one System and Up System.

### LEGNO / WOOD



029  
LGN-RNA  
Rovere  
Naturale



030  
LGN-RC  
Rovere  
Carbone



031  
LGN-RT  
Rovere  
Termocotto



**Fisso e One System.**  
Fixed and One System.

**Disponibile solo per tavolo fisso e con sistema di apertura One System. Legno non disponibile per piani a botte.**

Only an option for fixed tables and One System extending tables. Wood not an option for botte tops.

### CERAMICA ELEGANCE



010  
Pietra  
Savoia



011  
Pietra  
Perla



012  
Pietra  
Antracite



020  
Statuario  
Bianco Opaco



030  
Oxide  
Bianco



031  
Oxide  
Nero



032  
Fokos  
Terra



033  
Fokos  
Piombo



034  
Urban  
Marble



035  
Amani

**One System.**  
One System.

**Fisso, Book System e Up System.**  
Fixed, Book System and Up System.

### CERAMICA PREMIUM



040  
Calacatta  
Oro venato  
Lucido



041  
Noir desir  
Lucido



042  
Emperador  
Lucido



043  
Nero Greco  
Lucido

**One System.**  
One System.

**Fisso, Book System e Up System.**  
Fixed, Book System and Up System.

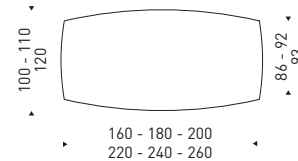

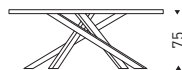
MISURE DISPONIBILI / AVAILABLE SIZES

**ORIGAMI  
FISSO**

RETTANGOLARE	BOTTE
160x90 cm	160x100 cm
180x100 cm	180x110 cm
200x100 cm	200x110 cm
220x100 cm	220x120 cm
240x100 cm	240x120 cm
260x100 cm	260x120 cm

**Ceramica Elegance L 110 e L 120  
disponibile solo per Urban  
Marble 034 e Amani 035.**


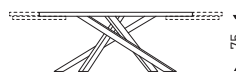
Ceramica Elegance for 110 cm  
and 120 cm width table available  
only for Urban Marble 034  
and Amani 035.



**ORIGAMI  
UP  
SYSTEM**  
p. 14

160x90 (50+50) cm
180x100 (50+50) cm
200x100 (50+50) cm
220x100 (50+50) cm

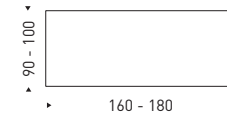
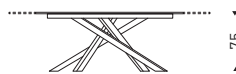
**Disponibile solo in finitura  
materico, ceramica.**  
Only available in textured and,  
ceramic.



**ORIGAMI  
BOOK  
SYSTEM**  
p. 16

160x90 (50+50) cm
180x100 (60+60) cm

**Disponibile solo in materico e  
ceramica.**  
Only available in textured and  
ceramic finish.


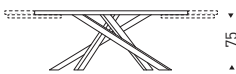


**ORIGAMI  
ONE  
SYSTEM**  
p. 22

160x90 (50+50) cm
180x100 (50+50) cm
200x100 (50+50) cm
220x100 (50+50) cm

**Oxide bianco e Oxide nero  
non disponibili per apertura  
One System.**

Oxide bianco and Oxide nero  
not on option for One System  
extending tables.



# Building

TAVOLO BUILDING - FISSO - L. 220 P. 100 CM  
STRUTTURA METALLO CARTA DA ZUCCHERO 155,  
PIANO LEGNO ROVERE CARBONE.  
SEDIE HAVANA STRUTTURA METALLO ANTRACITE 160,  
RIVESTIMENTO CAT. C ALLURE UNITO 100.

FIXED - BUILDING TABLE W. 220 D. 100 CM  
BLUE-GREY 155 METAL FRAME, CHARCOAL OAK  
WOOD TOP.  
HAVANA CHAIRS, ANTHRACITE 160 METAL FRAME,  
UPHOLSTERY CAT. C UNITED ALLURE 100.





# Building



TAVOLO BUILDING - ONE SYSTEM - L. 220 P. 100 CM  
STRUTTURA METALLO BIANCO GESSO 155,  
PIANO LEGNO ROVERE NATURA.  
SEDIE ASIA STRUTTURA METALLO BIANCO GESSO 121,  
RIVESTIMENTO CAT. 1/ONE ECOPELLE BLOOM 1.

BUILDING TABLE - ONE SYSTEM - W. 220 D. 100 CM  
CHALK WHITE 155 METAL FRAME, NATURAL OAK  
WOOD TOP.  
ASIA CHAIRS, CHALK WHITE 121 METAL FRAME,  
UPHOLSTERY CAT. 1/ONE BLOOM 1 ECO-LEATHER.



# Building

TAVOLO BUILDING - UP SYSTEM - L. 220 P. 100 CM  
STRUTTURA METALLO ANTRACITE 160,  
PIANO VETRO TRASPARENTE 320.  
SEDIE TWIST STRUTTURA METALLO ANTRACITE 160,  
RIVESTIMENTO CAT. 1/ONE ECOPELLE BLOOM 15.

BUILDING TABLE - UP SYSTEM - W. 220 D. 100 CM  
ANTHRACITE 160 METAL FRAME, TRANSPARENT  
GLASS TOP 320.  
TWIST CHAIRS, ANTHRACITE 160 METAL FRAME,  
UPHOLSTERY CAT. 1/ONE BLOOM 15 ECO-LEATHER.







# Building

TAVOLO BUILDING - UP SYSTEM - L. 220 P. 100 CM  
STRUTTURA METALLO ANTRACITE 160,  
PIANO VETRO TRASPARENTE 320.

BUILDING TABLE - UP SYSTEM - W. 220 D. 100 CM  
ANTHRACITE 160 METAL FRAME, TRANSPARENT  
GLASS TOP 320.





# Building

TAVOLO BUILDING - ONE SYSTEM - L. 220 P. 100 CM  
STRUTTURA METALLO ANTRACITE 160, PIANO CERAMICA  
STATUARIO BIANCO OPACO 020. SEDIE ASTORIA  
RIVESTIMENTO CAT. 1/ONE EASY 17.

ONE SYSTEM - BUILDING TABLE W. 220 D. 100 CM  
ANTHRACITE 160 METAL FRAME, MATT STATUARY WHITE  
020 CERAMIC TOP. ASTORIA CHAIRS, UPHOLSTERY CAT. 1/  
ONE EASY 17.






# Building

## FINITURE STRUTTURA / FRAME FINISHES

### METALLI / METALS

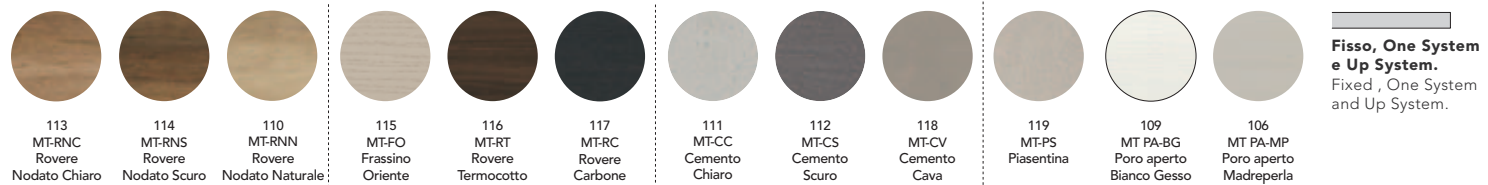
best sellers

optional



## FINITURE PIANO / TOP FINISHES


### MATERICI / TEXTURED




### LEGNO / WOOD



### VETRO / GLASS



### CERAMICA ELEGANCE



### CERAMICA PREMIUM



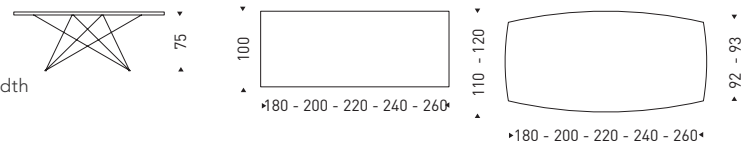
## MISURE DISPONIBILI / AVAILABLE SIZES

### BUILDING FISSO

RETTANGOLARE	BOTTE
180x100 cm	180x110 cm
200x100 cm	200x110 cm
220x100 cm	220x120 cm
240x100 cm	240x120 cm
260x100 cm	260x120 cm

### Ceramica Elegance L 110 e L 120 disponibile solo per Urban Marble 034 e Amani 035.

Ceramica Elegance for 110 cm and 120 cm width table available only for Urban Marble 034 and Amani 035.

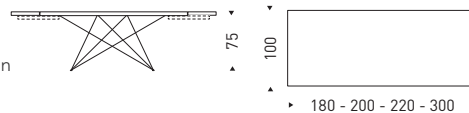


### BUILDING ONE SYSTEM p. 22

180x100 (50+50) cm
200x100 (50+50) cm
220x100 (50+50) cm

### Vetro, Oxide bianco e Oxide nero non disponibili per apertura One System.

Glass, Oxide bianco and Oxide nero not on option for One System extending tables.

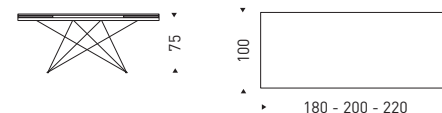


### BUILDING UP SYSTEM p. 14

180x100 (50+50) cm
200x100 (50+50) cm
220x100 (50+50) cm

### Disponibile solo in finitura materico, ceramica e vetro trasparente

Only available in textured, ceramic and glass finish





TAVOLO BUILDING - ONE SYSTEM - L. 220 P. 100 CM  
STRUTTURA METALLO ANTRACITE 160, PIANO CERAMICA  
STATUARIO BIANCO OPACO 020. SEDIE ASTORIA  
RIVESTIMENTO CAT. 1/ONE EASY 17.

ONE SYSTEM - BUILDING TABLE W. 220 D. 100 CM  
ANTHRACITE 160 METAL FRAME, MATT STATUARY WHITE  
020 CERAMIC TOP. ASTORIA CHAIRS, UPHOLSTERY CAT.  
1/ONE EASY 17.

# Zoe

TAVOLO ZOE - PLUS SYSTEM - L. 220 P. 100 CM  
STRUTTURA METALLO ANTRACITE 160,  
PIANO CERAMICA OXIDE NERO 031  
SEDIE LUNA STRUTTURA METALLO  
ANTRACITE 160, RIVESTIMENTO  
CAT. A BOSTON WATER GREEN.

ZOE TABLE - PLUS SYSTEM - W. 220 D. 100 CM  
ANTHRACITE 160 METAL FRAME, BLACK OXIDE  
031 CERAMIC TOP,  
LUNA CHAIRS, ANTHRACITE 160 METAL FRAME,  
UPHOLSTERY CAT. A BOSTON WATER GREEN.







# Zoe

TAVOLO ZOE - PLUS SYSTEM - L. 220 P. 100 CM  
STRUTTURA METALLO ANTRACITE 160,  
PIANO CERAMICA OXIDE NERO 031.  
SEDIE LUNA STRUTTURA METALLO  
ANTRACITE 160, RIVESTIMENTO  
CAT.A BOSTON WATER GREEN.

ZOE TABLE - PLUS SYSTEM - W. 220 D. 100 CM  
ANTHRACITE 160 METAL FRAME, BLACK OXIDE  
031 CERAMIC TOP.  
LUNA CHAIRS, ANTHRACITE 160 METAL FRAME,  
UPHOLSTERY CAT. A BOSTON WATER GREEN.





# Zoe Round

TAVOLO ZOE TONDO ALLUNGABILE Ø 120 CM  
STRUTTURA METALLO FANGO 161, PIANO E  
ALLUNGA CERAMICA EMPERADOR 042.  
SEDIE HOME STRUTTURA METALLO  
FANGO 161, RIVESTIMENTO CAT. 1/ONE EASY 09.

EXTENDABLE ROUND ZOE TABLE Ø 120 CM  
MUD 161 METAL FRAME, CHALK WHITE 321 GLOSS  
TOP, CERAMICA EMPERADOR 042 EXTENSION.  
HOME CHAIRS, ANTHRACITE 160 METAL FRAME,  
UPHOLSTERY CAT. 1/ONE EASY 09.





# Zoe Round

TAVOLO ZOE TONDO ALLUNGABILE Ø 120 CM  
STRUTTURA METALLO ANTRACITE 160,  
PIANO VETRO BIANCO GESSO LUCIDO 321.  
SEDIE HOME STRUTTURA METALLO  
ANTRACITE 160, RIVESTIMENTO CAT. 1/ONE  
ECOPELLE BLOOM 30.


EXTENDABLE ROUND ZOE TABLE Ø 120 CM  
ANTHRACITE 160 METAL FRAME, GLOSS  
CHALK WHITE 321 GLASS TOP.  
HOME CHAIRS, ANTHRACITE 160 METAL  
FRAME, UPHOLSTERY CAT. 1/ONE BLOOM 30  
ECO-LEATHER.



## FINITURE STRUTTURA / FRAME FINISHES

### METALLI / METALS

best sellers



121  
Bianco  
Gesso



160  
Antracite



161  
Fango

optional



014  
Nero fumo



124  
Madreperla



127  
Hot



128  
Smoke



130  
Grigio  
Piacenza



150  
Canapa



155  
Carta da  
Zucchero



156  
Bordeaux



159  
Sálvia



165  
Bronzo

## FINITURE PIANO / TOP FINISHES

### MATERICI / TEXTURED



113  
MT-RNC  
Rovere  
Nodato Chiaro



114  
MT-RNS  
Rovere  
Nodato Scuro



110  
MT-RNN  
Rovere  
Nodato Naturale



115  
MT-FO  
Frassino  
Oriente



116  
MT-RT  
Rovere  
Termocotto



117  
MT-RC  
Rovere  
Carbone



111  
MT-CC  
Cemento  
Chiaro



112  
MT-CS  
Cemento  
Scuro



118  
MT-CV  
Cemento  
Cava



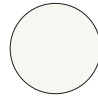
119  
MT-PS  
Piasentina



109  
MT-PA-BG  
Poro aperto  
Bianco Gesso



106  
MT-PA-MP  
Poro aperto  
Madreperla



108  
materico  
opaco  
bianco gesso



105  
materico opaco  
madreperla

**Fisso e One System.**  
Fixed and One System.

**Plus System.**  
Plus System.

### LEGNO / WOOD



029  
LGN-RNA  
Rovere  
Naturale



030  
LGN-RC  
Rovere  
Carbone



031  
LGN-RT  
Rovere  
Termocotto



**Fisso e One System.**  
Fixed and One System.

**Disponibile solo per tavolo fisso e con sistema di apertura One System.**

Only an option for fixed tables and One System extending tables.

### CERAMICA ELEGANCE



010  
Pietra  
Savoia



011  
Pietra  
Perla



012  
Pietra  
Antracite



020  
Statuario  
Bianco Opaco



030  
Oxide  
Bianco



031  
Oxide  
Nero



032  
Fokos  
Terra



033  
Fokos  
Piombo



034  
Urban  
Marble



035  
Amani

**One System e Plus System**  
One System and Plus System.

### CERAMICA PREMIUM



040  
Calacatta  
Oro venato  
Lucido



041  
Noir desir  
Lucido



042  
Emperador  
Lucido



043  
Nero Greco  
Lucido

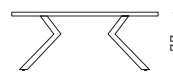
**One System e Plus System**  
One System and Plus System.



MISURE DISPONIBILI / AVAILABLE SIZES

**ZOE  
FISSO**

**RETTANGOLARE**  
160x90 cm  
180x100 cm  
200x100 cm  
220x100 cm


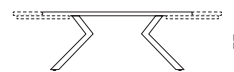


**ZOE  
ONE  
SYSTEM**  
p. 22

160x90 (50+50) cm  
180x100 (50+50) cm  
200x100 (50+50) cm  
220x100 (50+50) cm

**Oxide bianco e Oxide nero non disponibili per apertura One System.**

Oxide bianco and Oxide nero not on option for One System extending tables.

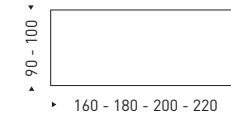
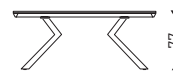


**ZOE  
PLUS  
SYSTEM**  
p. 24

160x90 (40+40) cm  
180x100 (50+50) cm  
200x100 (50+50) cm  
200x100 (50+50) cm

**Finitura legno non disponibile.**

Wood finish not available.

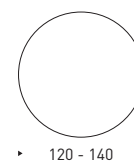
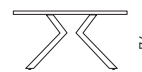


**ZOE  
ROUND  
FISSO**

Ø 120 cm  
Ø 140 cm

**Disponibile solo in finitura vetro lucido bianco gesso, materico e ceramica Premium.**

Only available in white gloss glass, textured finishes, Elegance and Premium ceramic.

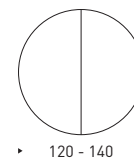
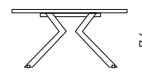


**ZOE  
ROUND  
ALLUNGABILE**

Ø 120 (+60) cm  
Ø 140 (+60) cm

**Disponibile solo in finitura vetro lucido bianco gesso, materico e ceramica Premium.**

Only available in white gloss glass, textured finishes, Elegance and Premium ceramic.



# Boston

TAVOLO BOSTON ALLUNGABILE L. 160 P. 90 CM  
STRUTTURA ROVERE CARBONE,  
PIANO MATERICO ROVERE NODATO CHIARO 113.  
SEDIE PARIS STRUTTURA METALLO  
ANTRACITE 160, RIVESTIMENTO CAT. B ECONABUK 13.

EXTENDABLE BOSTON TABLE W. 160 D. 90 CM  
CHARCOAL OAK FRAME, LIGHT KNOTTED TEXTURED  
OAK 113 TOP.  
PARIS CHAIRS, ANTHRACITE 160 METAL FRAME,  
UPHOLSTERY CAT. B 13 ECO-NUBUCK.





# Boston

## FINITURE STRUTTURA / FRAME FINISHES

### LEGNO / WOOD



029  
LGN-RNA  
Rovere  
Naturale

030  
LGN-RC  
Rovere  
Carbone

031  
LGN-RT  
Rovere  
Termocotto

## FINITURE PIANO / TOP FINISHES

### MATERICI / TEXTURED



113  
MT-RNC  
Rovere  
Nodato Chiaro

114  
MT-RNS  
Rovere  
Nodato Scuro

110  
MTRNN  
Rovere  
Nodato Naturale

115  
MTFO  
Frassino  
Oriente

116  
MT-RT  
Rovere  
Termocotto

117  
MT-RC  
Rovere  
Carbone

111  
MT-CC  
Cemento  
Chiaro

112  
MTCS  
Cemento  
Scuro

118  
MT-CV  
Cemento  
Cava

119  
MT-PS  
Piasentina

109  
MT PA-BG  
Poro aperto  
Bianco Gesso

106  
MT PA-MP  
Poro aperto  
Madreperla

## MISURE DISPONIBILI / AVAILABLE SIZES

### BOSTON ALLUNGABILE

160x90 (40+40+40+40) cm  
190x100 (40+40+40+40) cm



chiuso/close



aperto/open





# Focus

TAVOLO FOCUS - EASY SYSTEM - L. 190/270 P. 100 CM  
STRUTTURA METALLO ANTRACITE 160. PIANO  
MATERICO CEMENTO SCURO 112. SEDIE NORA  
STRUTTURA METALLO ANTRACITE 160 RIVESTIMENTO  
CAT. A BOSTON WATER GREEN.

FOCUS TABLE - EASY SYSTEM - L 190/270 D 100 CM  
METAL FRAME COL. ANTHRACITE 160. TOP IN  
TEXTURED FINISH COL. DARK CEMENT 112. NORA  
CHAIRS METAL FRAME COL. ANTHRACITE 160  
UPHOLSTERY CAT. A BOSTON WATER GREEN.





# Focus

TAVOLO FOCUS - EASY SYSTEM - L. 190/270 P. 100 CM  
STRUTTURA METALLO ANTRACITE 160.  
PIANO MATERICO CEMENTO SCURO 112.

FOCUS TABLE - EASY SYSTEM - L 190/270 D 100 CM  
METAL FRAME COL. ANTHRACITE 160.  
TOP IN TEXTURED FINISH COL. DARK CEMENT 112.







# Focus

TAVOLO FOCUS - EASY SYSTEM - L. 160/240 P. 90 CM  
STRUTTURA METALLO FANGO 161. PIANO MATERICO  
ROVERE TERMOCOTTO 116. SEDIE MEGAN STRUTTURA  
FANGO 161 RIVESTIMENTO CAT. B ECOPELLE VINTAGE  
102 BORDINO CAT. ONE ECOPELLE BEIGE BLOOM 13.

FOCUS TABLE - EASY SYSTEM - L 160/240 D 90 CM  
METAL FRAME COL. MUD 161. TOP IN HEAT-TREATED  
OAK 116 TEXTURED FINISH. MEGAN CHAIRS FRAME  
COL. MUD 161 UPHOLSTERY CAT. B IMITATION LEATHER  
VINTAGE 102 PIPING CAT. ONE IMITATION LEATHER  
BLOOM 13 COL. BEIGE.



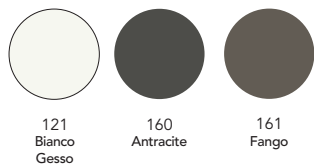


# Focus

## FINITURE STRUTTURA / FRAME FINISHES

### METALLI / METALS

best sellers




121  
Bianco  
Gesso

160  
Antracite

161  
Fango

## FINITURE PIANO / TOP FINISHES

### MATERICI / TEXTURED



113  
MT-RNC  
Rovere  
Nodato Chiaro

114  
MT-RNS  
Rovere  
Nodato Scuro

110  
MT-RNN  
Rovere  
Nodato Naturale

115  
MT-FO  
Frassino  
Oriente

116  
MT-RT  
Rovere  
Termocotto

117  
MT-RC  
Rovere  
Carbone

111  
MT-CC  
Cemento  
Chiaro

112  
MT-CS  
Cemento  
Scuro

118  
MT-CV  
Cemento  
Cava

119  
MT-PS  
Piasentina

109  
MT PA-BG  
Poroso aperto  
Bianco Gesso

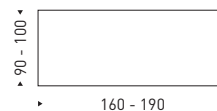
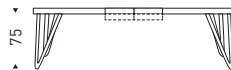
106  
MT PA-MP  
Poroso aperto  
Madreperla


## MISURE DISPONIBILI / AVAILABLE SIZES

### FOCUS EASY SYSTEM

p. 20

160x90 (40+40) cm  
190x100 (40+40) cm





TAVOLO FOCUS - EASY SYSTEM - L. 160/240 P. 90 CM  
STRUTTURA METALLO FANGO 161. PIANO MATERICO  
ROVERE TERMOCOTTO 116.

FOCUS TABLE - EASY SYSTEM - L 160/240 D 90 CM  
METAL FRAME COL. MUD 161. TOP IN HEAT-TREATED  
OAK 116 TEXTURED FINISH.

# Raw





TAVOLO RAW - FISSO - L. 160 H. 90 CM  
STRUTTURA ROVERE NATURA,  
PIANO PIETRA ANTRACITE 012.  
SEDIE ADELE STRUTTURA FAGGIO TINTO ROVERE  
NATURA, RIVESTIMENTO CAT. 1/ONE ECOPELLE  
BLOOM 15.

FIXED - RAW TABLE W. 160 H. 90 CM  
NATURAL OAK FRAME, ANTHRACITE STONE 012 TOP.  
ADELE CHAIRS, NATURAL OAK STAINED BEECH  
FRAME, UPHOLSTERY CAT. 1/ONE BLOOM 15  
ECO-LEATHER.

# Raw

## FINITURE STRUTTURA / FRAME FINISHES

### LEGNO / WOOD




029 LGN-RNA  
Rovere Naturale

030 LGN-RC  
Rovere Carbone

031 LGN-RT  
Rovere Termocotto

## FINITURE PIANO / TOP FINISHES

### MATERICI / TEXTURED



113 MTR-NC  
Rovere Nodato Chiaro

114 MTR-NS  
Rovere Nodato Scuro

110 MTR-NN  
Rovere Nodato Naturale

115 MTF-FO  
Frassino Oriente

116 MTR-RT  
Rovere Termocotto

117 MTR-RC  
Rovere Carbone

111 MTR-CC  
Cemento Chiaro

112 MTR-CS  
Cemento Scuro

118 MTR-CV  
Cemento Cava


119 MTR-PS  
Piasentina

109 MTR-PA-BG  
Poro aperto Bianco Gesso

106 MTR-PA-MP  
Poro aperto Madreperla

**Fisso e One System.**  
Fixed and One System.

### CERAMICA ELEGANCE



010 Pietra Savoia

011 Pietra Perla

012 Pietra Antracite

020 Statuario Bianco Opaco

030 Oxide Bianco

031 Oxide Nero

032 Fokos Terra

033 Fokos Piombo

034 Urban Marble

035 Amani

**One System.**  
One System.

### CERAMICA PREMIUM



040 Calacatta Oro venato Lucido

041 Noir desir Lucido

042 Emperador Lucido

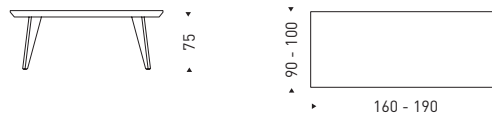
043 Nero Greco Lucido

**One System.**  
One System.

## MISURE DISPONIBILI / AVAILABLE SIZES

**RAW FISSO**

160x90 cm  
180x100 cm  
200x100 cm

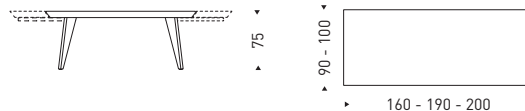


**RAW ONE SYSTEM**  
p. 22

160x90 (50+50) cm  
180x100 (50+50) cm  
200x100 (50+50) cm

**Oxide bianco e Oxide nero non disponibili per apertura One System.**

Oxide bianco and Oxide nero not on option for One System extending tables.







TAVOLO RAW - FISSO - L. 160 H. 90 CM  
STRUTTURA LEGNO ROVERE NATURA,  
PIANO MATERICO CEMENTO SCURO 112.  
SEDIE ADELE STRUTTURA ROVERE NATURA,  
RIVESTIMENTO CAT. 1/ONE SELFIE 601.

FIXED - RAW TABLE W. 160 H. 90 CM  
NATURAL OAK WOOD FRAME, DARK CEMENT  
112 TEXTURED TOP.  
ADELE CHAIRS, NATURAL OAK FRAME,  
UPHOLSTERY CAT. 1/ONE SELFIE 601.

# Giò

GIÒ TABLE - EASY BOOK SYSTEM - L 160/210 D 80 CM  
STRUTTURA METALLO FANGO 161. PIANO CERAMICA FOKOS  
TERRA 032. SEDIE ZENDA STRUTTURA METALLO FANGO 161  
RIVESTIMENTO CAT. B ECOPELLE VINTAGE 102.

GIÒ TABLE - EASY BOOK SYSTEM - L 160/210 D 80 CM  
METAL FRAME COL. MUD 161. FOKOS CERAMIC TOP COL.  
EARTH 032. ZENDA CHAIRS METAL FRAME COL. MUD 161  
UPHOLSTERY CAT. B IMITATION LEATHER VINTAGE 102.





# Giò

TAVOLO GIÒ - EASY BOOK SYSTEM - L. 160/210 P. 80 CM  
STRUTTURA METALLO FANGO 161. PIANO CERAMICA  
FOKOS TERRA 032. SEDIE ZENDA STRUTTURA  
METALLO FANGO 161 RIVESTIMENTO CAT. B ECOPELLE  
VINTAGE 102.

GIÒ TABLE - EASY BOOK SYSTEM - L. 160/210 D. 80 CM  
METAL FRAME COL. MUD 161. FOKOS CERAMIC TOP  
COL. EARTH 032. ZENDA CHAIRS METAL FRAME COL.  
MUD 161 UPHOLSTERY CAT. B IMITATION LEATHER  
VINTAGE 102.



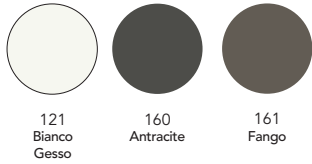


# Giò

## FINITURE STRUTTURA / FRAME FINISHES


### METALLI / METALS

best sellers




## FINITURE PIANO / TOP FINISHES

### MATERICI / TEXTURED



113 MT-RNC Rovere Nodato Chiaro  
 114 MT-RNS Rovere Nodato Scuro  
 110 MT-RNN Rovere Nodato Naturale  
 115 MT-FO Frassino Oriente  
 116 MT-RT Rovere Termocotto  
 117 MT-RC Rovere Carbone  
 111 MT-CC Cemento Chiaro  
 112 MT-CS Cemento Scuro  
 118 MT-CV Cemento Cava  
 119 MT-PS Pietantina  
 109 MT-PA-BG Poro aperto Bianco Gesso  
 106 MT-PA-MP Poro aperto Madreperla  
 108 materico opaco bianco gesso  
 105 materico opaco madreperla

### CERAMICA ELEGANCE



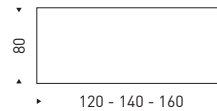
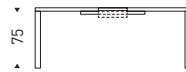
010 Pietra Savoia  
 011 Pietra Perla  
 012 Pietra Antracite  
 020 Statuario Bianco Opaco  
 030 Oxide Bianco  
 031 Oxide Nero  
 032 Fokos Terra  
 033 Fokos Piombo  
 034 Urban Marble  
 035 Amani

## MISURE DISPONIBILI / AVAILABLE SIZES

### GIÒ EASY BOOK SYSTEM

p. 18

**FISSO**  
 120x80 (+50) cm  
 140x80 (+50) cm  
 160x80 (+50) cm





TAVOLO GIÒ - EASY BOOK SYSTEM - L. 140/190 P. 80 CM  
STRUTTURA METALLO ANTRACITE 160. PIANO IN  
MATERICO ROVERE NODATO CHIARO 113. SEDIE OFRA  
STRUTTURA METALLO ANTRACITE 160 RIVESTIMENTO  
CAT. ONE SELFIE 714.

GIÒ TABLE - EASY BOOK SYSTEM - L.140/190 D.80 CM  
METAL FRAME COL. ANTHRACITE 160. TOP IN LIGHT  
KNOTTY OAK 113 TEXTURED FINISH. OFRA CHAIRS  
METAL FRAME COL. ANTHRACITE 160 UPHOLSTERY  
CAT. ONE SELFIE 714.

# Space

TAVOLO SPACE - CROSS SYSTEM -  
L. 160 P. 100 CM  
STRUTTURA METALLO CARTA DA  
ZUCCHERO 155, PIANO VETRO CARTA  
DA ZUCCHERO SATINATO 455.  
SEDIE SARA STRUTTURA METALLO  
ANTRACITE 160, RIVESTIMENTO  
CAT. 1/ONE EASY 20.

SPACE TABLE - CROSS SYSTEM -  
W. 160 D. 100 CM  
BLUE-GREY 155 METAL FRAME,  
SATIN BLUE-GREY 455 GLASS TOP.  
SARA CHAIRS, ANTHRACITE 160 METAL  
FRAME, UPHOLSTERY CAT. 1/ONE  
EASY 20.





# Space

TAVOLO SPACE - CROSS SYSTEM -  
L. 160 P. 100 CM  
STRUTTURA METALLO CARTA DA  
ZUCCHERO 155, PIANO VETRO CARTA  
DA ZUCCHERO SATINATO 455.  
SEDIE SARA STRUTTURA METALLO  
ANTHRACITE 160, RIVESTIMENTO  
CAT. 1/ONE EASY 20.

SPACE TABLE - CROSS SYSTEM -  
W. 160 D. 100 CM  
BLUE-GREY 155 METAL FRAME,  
SATIN BLUE-GREY 455 GLASS TOP.  
SARA CHAIRS, ANTHRACITE 160 METAL  
FRAME, UPHOLSTERY CAT. 1/ONE  
EASY 20.





# Space

TAVOLO SPACE - CROSS SYSTEM - L. 160 P. 100 CM  
STRUTTURA METALLO ANTRACITE 160,  
PIANO MATERICO PIASENTINA 119.  
SEDIE LEA CARTA DA ZUCCHERO,  
BIANCO GESSO E ANTRACITE.


SPACE TABLE - CROSS SYSTEM - W. 160 D. 100 CM  
ANTHRACITE 160 METAL FRAME, PIASENTINA 119  
TEXTURED TOP.  
BLUE-GREY, CHALK WHITE AND ANTHRACITE  
LEA CHAIRS.





# Space

Esempi di utilizzo / Examples of use



CUCINA / KITCHEN




ZONA GIORNO / LIVING



SCRIVANIA / DESK



NEGOZIO / SHOP

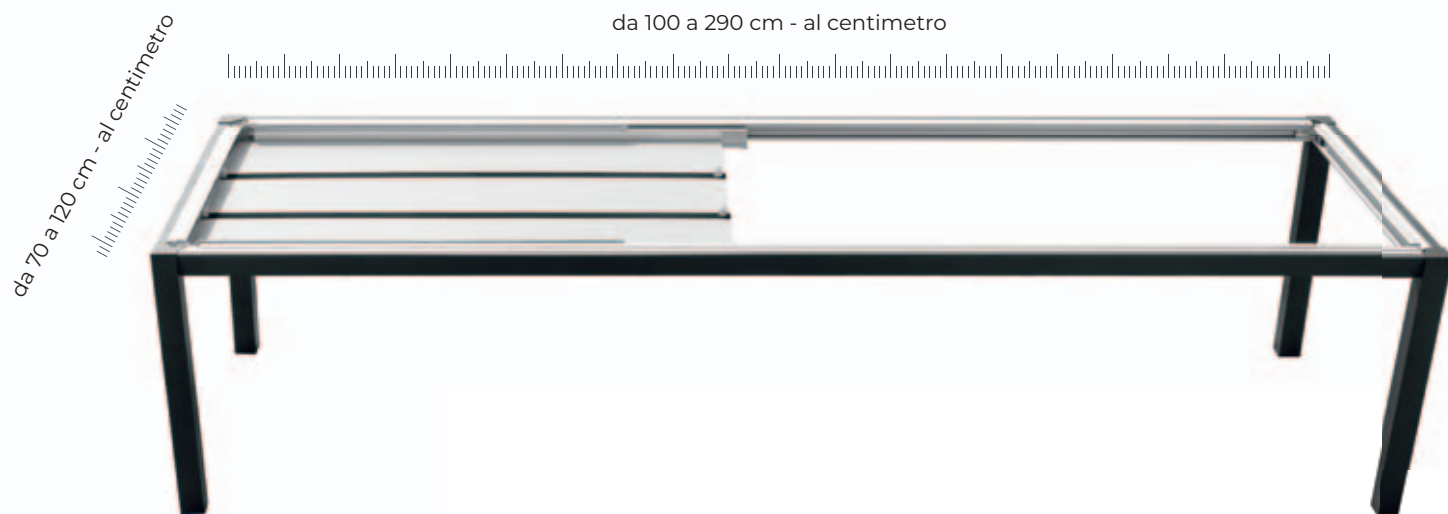


UFFICIO / OFFICE

# Space

La particolare struttura in alluminio può essere personalizzata nelle dimensioni al centimetro sia in lunghezza, sia in larghezza. Un sistema flessibile nelle misure e versatile negli utilizzi, ideale per arredare uffici, spazi di condivisione e ambienti contract o per integrarsi a isole e penisole nelle cucine moderne.

The unusual aluminium frame can be personalised in size to the centimetre, both lengthways and widthways. This mechanism offers flexible size options and has versatile uses, ideal for furnishing offices, shared spaces and large turn-key project areas. This table also integrates well into islands and peninsulas in a modern kitchen.



**Optional gamba Sinua**  
Optional Sinua leg




# Space

## FINITURE STRUTTURA / FRAME FINISHES

### METALLI / METALS


best sellers

optional




## FINITURE PIANO / TOP FINISHES


### MATERICI / TEXTURED



### VETRO LUCIDO / GLOSS GLASS



### VETRO SATINATO / SATIN GLASS

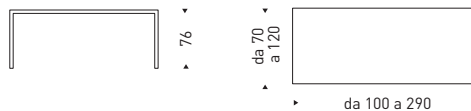


## MISURE DISPONIBILI / AVAILABLE SIZES

### SPACE CROSS SYSTEM

p. 26

Rettangolare a misura / Rectangular, to size  
da 100 a 290 x 70-75-80-85-90-95-100-110-120 cm  
(allunghie/ extensions 40+40 cm)



# Evolution

TAVOLO EVOLUTION - CROSS SYSTEM -  
L. 160 P. 85 CM  
STRUTTURA METALLO BIANCO GESSO 121,  
PIANO CERAMICA STATUARIO BIANCO  
OPACO 020.  
SEDIE CHICCO STRUTTURA METALLO  
BIANCO GESSO 121, RIVESTIMENTO  
CAT. A SMILE 35.

EVOLUTION TABLE - CROSS SYSTEM -  
W. 160 D. 85 CM  
CHALK WHITE 121 METAL FRAME, MATT  
STATUARY WHITE CERAMIC 020 TOP.  
CHICCO CHAIRS, CHALK WHITE 121 METAL  
FRAME, UPHOLSTERY CAT. A SMILE 35.





# Evolution

TAVOLO EVOLUTION - CROSS SYSTEM -  
L. 140 P. 85 CM  
STRUTTURA METALLO ANTRACITE 160,  
PIANO MATERICO NODATO SCURO 114.  
SEDIE GAIA STRUTTURA METALLO  
ANTRACITE 160, RIVESTIMENTO  
CAT. 1/ONE EASY 16.

EVOLUTION TABLE - CROSS SYSTEM -  
W. 140 D. 85 CM  
ANTHRACITE 160 METAL FRAME, DARK  
KNOTTED 114 TEXTURED TOP.  
GAIA CHAIRS, ANTHRACITE 160 METAL  
FRAME, UPHOLSTERY CAT. 1/ONE EASY 16.




# Evolution

## FINITURE STRUTTURA / FRAME FINISHES

### METALLI / METALS


best sellers

optional




## FINITURE PIANO / TOP FINISHES


### MATERICI / TEXTURED




### VETRO LUCIDO / GLOSS GLASS



### VETRO SATINATO / SATIN GLASS



### CERAMICA ELEGANCE

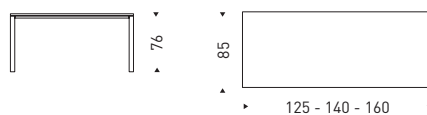


## MISURE DISPONIBILI / AVAILABLE SIZES

### EVOLUTION CROSS SYSTEM

p. 26

125x85 (40+40) cm  
140x85 (50+50) cm  
160x85 (50+50) cm





TAVOLO EVOLUTION - CROSS SYSTEM -  
L. 140 P. 85 CM  
STRUTTURA METALLO ANTRACITE 160,  
PIANO MATERICO NODATO SCURO 114.  
SEDIE GAIA STRUTTURA METALLO  
ANTRACITE 160, RIVESTIMENTO  
CAT. 1/ONE EASY 16.

EVOLUTION TABLE - CROSS SYSTEM -  
W. 140 D. 85 CM  
ANTHRACITE 160 METAL FRAME, DARK  
KNOTTED 114 TEXTURED TOP.  
GAIA CHAIRS, ANTHRACITE 160 METAL  
FRAME, UPHOLSTERY CAT. 1/ONE EASY 16.

# Movida

TAVOLO MOVIDA - CROSS SYSTEM- L. 140 P. 85 CM  
STRUTTURA METALLO ANTRACITE 160,  
PIANO MATERICO CEMENTO CAVA 118.  
SEDIE SARA STRUTTURA METALLO ANTRACITE 160,  
RIVESTIMENTO CAT. B ECOPELLE VINTAGE 102.

MOVIDA TABLE - CROSS SYSTEM - W. 140 D. 85 CM  
ANTHRACITE 160 METAL FRAME, QUARRY CEMENT 118  
TEXTURED TOP.  
SARA CHAIRS, ANTHRACITE 160 METAL FRAME,  
UPHOLSTERY CAT. B VINTAGE 102 ECO-LEATHER.







# Movida

TAVOLO ALLUNGABILE PER SPAZI IN MOVIMENTO O  
PER AMBIENTI FUORI DAGLI SCHEMI.

EXTENDABLE TABLES FOR DYNAMIC SPACES AND  
ORIGINAL INTERIORS.



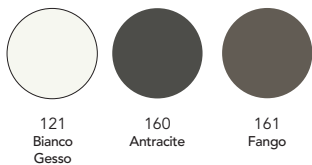


# Movida

## FINITURE STRUTTURA / FRAME FINISHES

### METALLI / METALS

best sellers




121  
Bianco  
Gesso

160  
Antracite

161  
Fango

## FINITURE PIANO / TOP FINISHES

### MATERICI / TEXTURED



113  
MT-RNC  
Rovere  
Nodato Chiaro

114  
MT-RNS  
Rovere  
Nodato Scuro

110  
MT-RNN  
Rovere  
Nodato Naturale

115  
MT-FO  
Frassino  
Oriente

116  
MT-RT  
Rovere  
Termocotto

117  
MT-RC  
Rovere  
Carbone

111  
MT-CC  
Cemento  
Chiaro

112  
MT-CS  
Cemento  
Scuro

118  
MT-CV  
Cemento  
Cava

119  
MT-PS  
Piasentina

109  
MT PA-BG  
Poro aperto  
Bianco Gesso

106  
MT PA-MP  
Poro aperto  
Madreperla

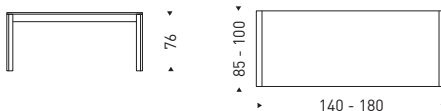
108  
materico  
opaco  
bianco gesso

105  
materico opaco  
madreperla

## MISURE DISPONIBILI / AVAILABLE SIZES

### MOVIDA CROSS SYSTEM

140 x 85 (50+50+50+50+50+50) cm  
180 x 100 (50+50+50+50+50+50) cm



p. 26



# Olimpo

TAVOLO OLIMPO - EASY BOOK SYSTEM  
L. 140/185 P. 140 CM  
STRUTTURA METALLO FANGO 161. PIANO CERAMICA  
FOKOS TERRA 032. SEDIE ABBA STRUTTURA METALLO  
FANGO 161, RIVESTIMENTO CAT. A BOSTON CEMENT  
BORDINO IN ECOPELLE BLOOM 13.

OLIMPO TABLE - EASY BOOK SYSTEM  
L 140/185 D 140 CM  
METAL FRAME COL. MUD 161. FOKOS CERAMIC TOP  
COL. EARTH 032. ABBA CHAIRS METAL FRAME COL.  
MUD 161, UPHOLSTERY CAT. A BOSTON CEMENT  
PIPING IN IMITATION LEATHER BLOOM 13.





# Olimpo

TAVOLO OLIMPO - EASY BOOK SYSTEM

L. 140/185 P. 140 CM

STRUTTURA METALLO FANGO 161. PIANO CERAMICA  
FOKOS TERRA 032. SEDIE ABBA STRUTTURA METALLO  
FANGO 161, RIVESTIMENTO CAT. A BOSTON CEMENT  
BORDINO IN ECOPELLE BLOOM 13.

OLIMPO TABLE - EASY BOOK SYSTEM

L 140/185 D 140 CM

METAL FRAME COL. MUD 161. FOKOS CERAMIC TOP  
COL. EARTH 032. ABBA CHAIRS METAL FRAME COL.  
MUD 161, UPHOLSTERY CAT. A BOSTON CEMENT  
PIPING IN IMITATION LEATHER BLOOM 13.





# Olimpo

TAVOLO OLIMPO - EASY BOOK SYSTEM  
L. 120/165 P. 120 CM  
STRUTTURA METALLO ANTRACITE 160. PIANO  
MATERICO CEMENTO SCURO 112. SEDIE ZENDA  
STRUTTURA ANTRACITE 160 RIVESTIMENTO CAT. ONE  
SELFIE 714.

OLIMPO TABLE - EASY BOOK SYSTEM  
L 120/165 D 120 CM  
METAL FRAME COL. ANTHRACITE 160. TOP IN DARK  
CEMENT 112 TEXTURED FINISH. ZENDA CHAIRS FRAME  
COL. ANTHRACITE 160 UPHOLSTERY CAT. ONE  
714.



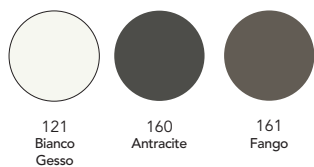


# Olimpo

## FINITURE STRUTTURA / FRAME FINISHES

### METALLI / METALS

best sellers




121  
Bianco  
Gesso

160  
Antracite

161  
Fango

## FINITURE PIANO / TOP FINISHES

### MATERICI / TEXTURED



113  
MT-RNC  
Rovere  
Nodato Chiaro

114  
MT-RNS  
Rovere  
Nodato Scuro

110  
MT-RNN  
Rovere  
Nodato Naturale

115  
MT-FO  
Frassino  
Oriente

116  
MT-RT  
Rovere  
Termocotto

117  
MT-RC  
Rovere  
Carbone

111  
MT-CC  
Cemento  
Chiaro

112  
MT-CS  
Cemento  
Scuro

118  
MT-CV  
Cemento  
Cava

119  
MT-PS  
Piasentina


109  
MT PA-BG  
Poro aperto  
Bianco Gesso

106  
MT PA-MP  
Poro aperto  
Madreperla

108  
materico  
opaco  
bianco gesso

105  
materico opaco  
madreperla

### CERAMICA ELEGANCE



010  
Pietra  
Savoia

011  
Pietra  
Perla

012  
Pietra  
Antracite

020  
Statuario  
Bianco Opaco

030  
Oxide  
Bianco

031  
Oxide  
Nero

032  
Fokos  
Terra

033  
Fokos  
Piombo

034  
Urban  
Marble

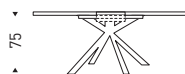
035  
Amani

## MISURE DISPONIBILI / AVAILABLE SIZES

### OLIMPO EASY BOOK SYSTEM

p. 20

Ø 120 (+45) cm  
Ø 140 (+45) cm





► 120-140 ◀



TAVOLO OLIMPO - EASY BOOK SYSTEM - L. 120/165 P. 120 CM  
STRUTTURA METALLO ANTRACITE 160. PIANO MATERICO  
CEMENTO SCURO 112. SEDIE ZENDA STRUTTURA ANTRACITE  
160 RIVESTIMENTO CAT. ONE SELFIE 714.

OLIMPO TABLE - EASY BOOK SYSTEM - L. 120/165 D 120 CM  
METAL FRAME COL. ANTHRACITE 160. TOP IN DARK  
CEMENT 112 TEXTURED FINISH. ZENDA CHAIRS FRAME COL.  
ANTHRACITE 160 UPHOLSTERY CAT. ONE SELFIE 714.

# Bamboo





TAVOLO BAMBOO ALLUNGABILE Ø 120 CM  
STRUTTURA METALLO ANTRACITE 160,  
PIANO VETRO BIANCO GESSO LUCIDO 321.  
SEDIE TEQUILA STRUTTURA ANTRACITE 160,  
RIVESTIMENTO CAT. B TEXAS 10.

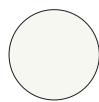
EXTENDABLE BAMBOO TABLE Ø 120 CM  
ANTRACITE 160 METAL FRAME, CHALK  
WHITE 321 GLOSS GLASS TOP.  
TEQUILA CHAIRS, ANTRACITE 160 FRAME,  
UPHOLSTERY CAT. B TEXAS 10.

# Bamboo

## FINITURE STRUTTURA / FRAME FINISHES

### METALLI / METALS

best sellers



121  
Bianco  
Gesso



160  
Antracite



161  
Fango

optional



014  
Nero fumo



124  
Madreperla



127  
Hot



128  
Smoke



130  
Grigio  
Piacenza



150  
Canapa



155  
Carta da  
Zucchero



156  
Bordeaux



159  
Salvia



165  
Bronzo

## FINITURE PIANO / TOP FINISHES

### MATERICI / TEXTURED



113  
MT-RNC  
Rovere  
Nodato Chiaro



114  
MT-RNS  
Rovere  
Nodato Scuro



110  
MTRNN  
Rovere  
Nodato Naturale



115  
MTFO  
Frassino  
Oriente



116  
MTRT  
Rovere  
Termocotto



117  
MT-RC  
Rovere  
Carbone



111  
MT-CC  
Cemento  
Chiaro



112  
MT-CS  
Cemento  
Scuro



118  
MT-CV  
Cemento  
Cava



119  
MT-PS  
Piasentina



109  
MT-PA-BG  
Poro aperto  
Bianco Gesso



106  
MT-PA-MP  
Poro aperto  
Madreperla



108  
materico  
opaco  
bianco gesso



105  
materico opaco  
madreperla

### VETRO LUCIDO / GLOSS GLASS



321  
Bianco Gesso

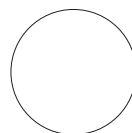
## MISURE DISPONIBILI / AVAILABLE SIZES

### BAMBOO FISSO

Ø 120 cm  
Ø 140 cm



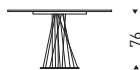
76



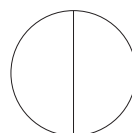
▶ 120 - 140 ◀

### BAMBOO ALLUNGABILE

Ø 120 (+60) cm  
Ø 140 (+60) cm



76



▶ 120 - 140 ◀





TAVOLO BAMBOO ALLUNGABILE Ø 120 CM  
STRUTTURA METALLO ANTRACITE 160,  
PIANO MATERICO PIASENTINA 119.  
SEDIE TEQUILA STRUTTURA METALLO  
ANTRACITE 160, RIVESTIMENTO CAT. C  
ALLURE UNITO 100.

EXTENDABLE BAMBOO TABLE Ø 120 CM  
ANTHRACITE 160 METAL FRAME,  
PIASSENTINA 119 TEXTURED TOP.  
TEQUILA CHAIRS, ANTHRACITE 160 METAL  
FRAME, UPHOLSTERY CAT. C UNITED  
ALLURE 100.

# Oscar





TAVOLO OSCAR - CROSS SYSTEM -  
L. 160 P. 85 CM  
STRUTTURA METALLO ANTRACITE 160,  
PIANO MATERICO PIASENTINA 119.  
SEDIE ALICE STRUTTURA METALLO  
ANTRACITE 160, RIVESTIMENTO  
CAT. B TEXAS 10.

OSCAR TABLE - CROSS SYSTEM -  
W. 160 D. 85 CM  
ANTHRACITE 160 METAL FRAME,  
PIASENTINA 119 TEXTURED TOP.  
ALICE CHAIRS, ANTHRACITE 160 METAL  
FRAME, UPHOLSTERY CAT. B TEXAS 10.


# Oscar

## FINITURE STRUTTURA / FRAME FINISHES

### METALLI / METALS


best sellers

optional




## FINITURE PIANO / TOP FINISHES


### MATERICI / TEXTURED




### VETRO LUCIDO / GLOSS GLASS



### VETRO SATINATO / SATIN GLASS



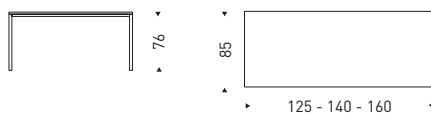
### CERAMICA ELEGANCE




## MISURE DISPONIBILI / AVAILABLE SIZES

**OSCAR  
CROSS  
SYSTEM**  
p. 26

125x85 (50+50) cm  
140x85 (50+50) cm  
160x85 (50+50) cm





TAVOLO OSCAR - CROSS SYSTEM - L. 140 P. 85 CM  
STRUTTURA METALLO ANTRACITE 160, PIANO  
MATERICO FRASSINO ORIENTE 115.  
SEDIE ALICE STRUTTURA METALLO ANTRACITE 160,  
RIVESTIMENTO CAT. A DAYTONA 76.

OSCAR TABLE - CROSS SYSTEM - W. 140 D. 85 CM  
ANTHRACITE 160 METAL FRAME, EASTERN ASH 115  
TEXTURED TOP.  
ALICE CHAIRS, ANTHRACITE 160 METAL FRAME,  
UPHOLSTERY CAT. A DAYTONA 76.

# Strong

TAVOLO STRONG - FISSO - L. 240 P. 100 CM  
STRUTTURA METALLO ANTRACITE 160,  
PIANO MATERICO CEMENTO SCURO 112.  
SEDIE EVA STRUTTURA METALLO  
ANTRACITE 160, RIVESTIMENTO  
CAT. 1/ONE TEXPLAST GRIGIO SCURO 670.

FIXED - STRONG TABLE W. 240 D. 100 CM  
ANTHRACITE 160 METAL FRAME, DARK  
CEMENT 112 TEXTURED TOP.  
EVA CHAIRS, ANTHRACITE 160 METAL  
FRAME, UPHOLSTERY CAT. 1/ONE DARK  
GREY 670 TEXPLAST.





# Strong

TAVOLO STRONG - FISSO - L. 180 P. 100 CM  
STRUTTURA METALLO ANTRACITE 160,  
PIANO MATERICO CEMENTO CAVA 118.  
SEDIE ELENA STRUTTURA METALLO  
ANTRACITE 160, RIVESTIMENTO  
CAT. 1/ONE EASY 6.

FIXED - STRONG TABLE W. 180 D. 100 CM  
ANTHRACITE 160 METAL FRAME, TEXTURED  
CAVA 118 CEMENT TOP.  
ELENA CHAIRS, ANTHRACITE 160 METAL  
FRAME, UPHOLSTERY CAT. 1/ONE EASY 6.



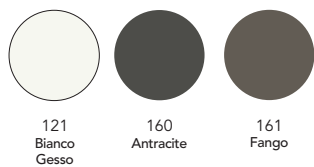


# Strong

## FINITURE STRUTTURA / FRAME FINISHES

### METALLI / METALS

best sellers




121  
Bianco  
Gesso

160  
Antracite

161  
Fango

## FINITURE PIANO / TOP FINISHES

### MATERICI / TEXTURED



113  
MTRNC  
Rovere  
Nodato Chiaro

114  
MTRNS  
Rovere  
Nodato Scuro

110  
MTRNN  
Rovere  
Nodato Naturale

115  
MTFO  
Frassino  
Oriente

116  
MTRT  
Rovere  
Termocotto

117  
MTRC  
Rovere  
Carbone

111  
MTCC  
Cemento  
Chiaro

112  
MTCS  
Cemento  
Scuro

118  
MTCV  
Cemento  
Cava

119  
MT-PS  
Piasentina

109  
MT PA-BG  
Poroso aperto  
Bianco Gesso

106  
MT PA-MP  
Poroso aperto  
Madreperla


108  
materico  
opaco  
bianco gesso

105  
materico opaco  
madreperla

## MISURE DISPONIBILI / AVAILABLE SIZES

### STRONG FISSO

160x90 cm  
180x100 cm  
200x100 cm  
220x100 cm  
240x100 cm



TAVOLO STRONG - FISSO -  
L. 180 P. 100 CM  
STRUTTURA METALLO  
ANTRACITE 160, PIANO  
MATERICO CEMENTO CAVA 118.

FIXED - STRONG TABLE W. 180  
D. 100 CM  
ANTHRACITE 160 METAL  
FRAME, QUARRY CEMENT 118  
TEXTURED TOP.



# Fiesta Consolle

CONSOLLE FIESTA L. 52/238 P. 90 CM  
STRUTTURA E PIANO MATERICO ROVERE  
NODATO CHIARO 113.  
SEDIE LEA BIANCO GESSO E ANTRACITE.

FIESTA CONSOLE TABLE W. 52/238 D. 90 CM  
LIGHT KNOTTED 113 TEXTURED OAK TOP AND  
FRAME.  
CHALK WHITE AND ANTHRACITE LEA CHAIRS.





# Fiesta Consolle

CONSOLLE FIESTA L. 52/300 P. 120 CM  
STRUTTURA E PIANO MATERICO PORO APERTO  
BIANCO GESSO 109.  
SEDIE TWIST STRUTTURA METALLO ANTRACITE 160,  
RIVESTIMENTO CAT. 1/ONE EASY 19.

FIESTA CONSOLE TABLE W. 52/300 D. 120 CM  
CHALK WHITE OPEN-PORE 109 TEXTURED TOP AND  
FRAME.  
TWIST CHAIRS, ANTHRACITE 160 METAL FRAME,  
UPHOLSTERY CAT. 1/ONE EASY 19.






# Fiesta Consolle

## FINITURE STRUTTURA / FRAME FINISHES

MATERICI / TEXTURED



113  
MT-RNC  
Rovere  
Nodato Chiaro

115  
MT-FO  
Frassino  
Oriente

116  
MT-RT  
Rovere  
Termocotto

109  
MT PA-BG  
Poro aperto  
Bianco Gesso

## FINITURE PIANO / TOP FINISHES

MATERICI / TEXTURED



113  
MT-RNC  
Rovere  
Nodato Chiaro

115  
MT-FO  
Frassino  
Oriente

116  
MT-RT  
Rovere  
Termocotto

109  
MT PA-BG  
Poro aperto  
Bianco Gesso

## MISURE DISPONIBILI / AVAILABLE SIZES

### FIESTA CONSOLLE

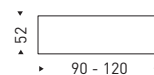
52/238 x 90 (62+62+62) cm  
52/300 x 90 (62+62+62+62) cm  
52/238 x 120 (62+62+62) cm  
52/300 x 120 (62+62+62+62) cm



chiuso/close



aperto/open





CONSOLLE FIESTA L. 52/300 P. 120 CM  
STRUTTURA E PIANO MATERICO PORO APERTO  
BIANCO GESSO 109.

FIESTA CONSOLE TABLE W. 52/300 D. 120 CM  
CHALK WHITE OPEN-PORE 109 TEXTURED TOP  
AND FRAME.



# Giravolta Consolle

## FINITURE STRUTTURA / FRAME FINISHES

METALLI / METALS



160  
Antracite

## FINITURE PIANO / TOP FINISHES

MATERICI / TEXTURED



113  
MTRNC  
Rovere  
Nodato Chiaro



115  
MTFO  
Frassino  
Oriente



116  
MTRT  
Rovere  
Termocotto



109  
MT PA-BG  
Poro aperto  
Bianco Gesso


## MISURE DISPONIBILI / AVAILABLE SIZES

### GIRAVOLTA CONSOLLE

130 x 42,5/85 cm  
150 x 42,5/85 cm  
180 x 42,5/85 cm



chiuso/closed



aperto/open



CONSOLLE GIRAVOLTA L. 130 P. 42,5 CM  
STRUTTURA METALLO ANTRACITE 160,  
PIANO MATERICO ROVERE TERMOCOTTO 116.  
SEDIE CHICCO STRUTTURA METALLO ANTRACITE 160,  
RIVESTIMENTO CAT 1/ONE EASY 9.

GIRAVOLTA CONSOLE TABLE W. 130 D. 42,5 CM  
ANTRACITE 160 METAL FRAME, HEAT-TREATED  
TEXTURED 116 OAK TOP.  
CHICCO CHAIRS, ANTHRACITE 160 METAL FRAME,  
UPHOLSTERY CAT. 1/ONE EASY 9.



# Single

## FINITURE STRUTTURA / FRAME FINISHES

MATERICI / TEXTURED



113  
MT-RNC  
Rovere  
Nodato Chiaro

115  
MT-FO  
Frassino  
Oriente

116  
MT-RT  
Rovere  
Termocotto

109  
MT PA-BG  
Poro aperto  
Bianco Gesso

## FINITURE PIANO / TOP FINISHES

MATERICI / TEXTURED



113  
MT-RNC  
Rovere  
Nodato Chiaro

115  
MT-FO  
Frassino  
Oriente

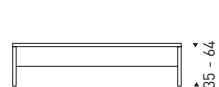
116  
MT-RT  
Rovere  
Termocotto

109  
MT PA-BG  
Poro aperto  
Bianco Gesso

## MISURE DISPONIBILI / AVAILABLE SIZES

**SINGLE**

120 x 70 cm



chiuso/closed



aperto/open





TAVOLINO SINGLE L. 120 P. 70 H. 36/64 CM  
STRUTTURA E PIANO MATERICO ROVERE  
TERMOCOTTO 116.

SINGLE COFFEE TABLE W. 120 D. 70 H. 36/64 CM  
HEAT-TREATED TEXTURED OAK 116 TOP AND FRAME.

# Vision

## FINITURE STRUTTURA / FRAME FINISHES

METALLI / METALS



160  
Antracite

## FINITURE PIANO / TOP FINISHES

MATERICI / TEXTURED



113  
MTRNC  
Rovere  
Nodato Chiaro

115  
MTFO  
Frassino  
Oriente

116  
MT-RT  
Rovere  
Termocotto

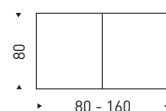
109  
MT PA-BG  
Poro aperto  
Bianco Gesso

## MISURE DISPONIBILI / AVAILABLE SIZES

**VISION** 80/160 x 80 cm



chiuso/closed



aperto/open



TAVOLINO VISION L. 120 P. 80 H. 41/74 CM  
STRUTTURA METALLO ANTRACITE 160, PIANO  
MATERICO PORO APERTO BIANCO GESSO 109.  
SEDIE LEA ANTRACITE, BIANCO, MADREPERLA,  
CARTA DA ZUCCHERO.

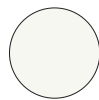
VISION COFFEE TABLE W. 120 D. 80 H. 41/74 CM  
ANTHRACITE 160 METAL FRAME, CHALK WHITE  
OPEN-PORE 109 TEXTURED TOP.  
ANTHRACITE, WHITE, MOTHER-OF-PEARL AND  
BLUE-GREY LEA CHAIRS.



# Wind

## FINITURE STRUTTURA / FRAME FINISHES

### METALLI / METALS



121  
Bianco  
Gesso



160  
Antracite

## FINITURE PIANO / TOP FINISHES

### MATERICI / TEXTURED



113  
MT-RNC  
Rovere  
Nodato Chiaro



115  
MT-FO  
Frassino  
Oriente



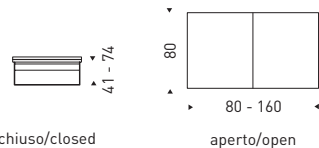
116  
MT-RT  
Rovere  
Termocotto



109  
MT PA-BG  
Poro aperto  
Bianco Gesso

## MISURE DISPONIBILI / AVAILABLE SIZES

**TAVOLINO  
WIND** 80/160 x 80 cm





TAVOLINO WIND L. 80 P. 80 H. 41/74 CM  
STRUTTURA METALLO BIANCO GESSO 121, PIANO  
MATERICO ROVERE NODATO CHIARO 113.  
SEDIE LEA ANTRACITE.

WIND COFFEE TABLE W. 80 D. 80 H. 41/74 CM  
CHALK WHITE 121 METAL FRAME, LIGHT KNOTTED  
TEXTURED 113 OAK TOP.  
ANTHRACITE LEA CHAIRS.





# Sedie

## le molteplici forme della comodità

**Chairs, comfort comes in a myriad shapes**

---

Per studio o per lavoro, durante momenti conviviali o di relax, sedersi è un'azione semplice che appartiene alla vita di tutti i giorni e a più momenti della giornata. Ogni sedia esprime un concetto di comodità e uno stile che la rendono unica e diversa dalle altre. In sala da pranzo o in cucina, le sedie completano il tavolo e lo valorizzano ulteriormente con il loro design.


Whether studying or working, enjoying the company of others or unwinding, sitting down is a simple action that is very much part of everyday life and one that is performed at various times during the day. Each chair embodies a concept of comfort and a style that make it unique and set it apart. In the dining room or kitchen, chairs add the finishing touch to the table and take it to the next level with their design.

# Arisa

## FINITURE STRUTTURA / FRAME FINISHES

### METALLI / METALS

best sellers



121  
Bianco  
Gesso



160  
Antracite



161  
Fango

optional



014  
Nero fumo



124  
Madreperla



127  
Hot



128  
Smoke



130  
Grigio  
Piacenza



150  
Canapa



155  
Carta da  
Zucchero



156  
Bordeaux



159  
Sálvia



165  
Bronzo

## FINITURE RIVESTIMENTO / UPHOLSTERY

Tessuti del campionario  
Fabrics from the sample collection

Non disponibile in Lino Froissé e Texplast  
Not available in Froissé Linen and Texplast

## MISURE / SIZE

L. 51 P. 57 H. 83 H. s. 48 cm

SEDIA ARISA STRUTTURA METALLO FANGO 161  
RIVESTIMENTO CAT. E IN PELLE KEEN 1516.

ARISA CHAIR METAL FRAME COL. MUD 161  
UPHOLSTERY CAT. E LEATHER KEEN 1516.






SEDIA ARISA STRUTTURA METALLO FANCO 161  
RIVESTIMENTO CAT. B ECOPELLE VINTAGE 102.

ARISA CHAIR METAL FRAME COL. MUD 161  
UPHOLSTERY CAT. B IMITATION LEATHER VINTAGE 102.

## FINITURE STRUTTURA / FRAME FINISHES

### METALLI / METALS

best sellers



121  
Bianco  
Gesso



160  
Antracite



161  
Fango

optional



014  
Nero fumo



124  
Madreperla



127  
Hot



128  
Smoke



130  
Grigio  
Piacenza



150  
Canapa



155  
Carta da  
Zucchero



156  
Bordeaux



159  
Sálvia



165  
Bronzo

## FINITURE RIVESTIMENTO / UPHOLSTERY

Tessuti del campionario  
Fabrics from the sample collection

Non disponibile in Lino Froissé e Texplast  
Not available in Froissé Linen and Texplast

## MISURE / SIZE

L. 49 P. 53 H. 88 / H. s. 50 cm

SEDIE CHICCO STRUTTURA METALLO ANTRACITE 160,  
RIVESTIMENTO CAT. B BOSTON WATER GREEN.

CHICCO CHAIRS, ANTHRACITE 160 METAL FRAME,  
UPHOLSTERY CAT. B BOSTON WATER GREEN.






SEDIA CHICCO STRUTTURA  
METALLO ANTRACITE 160,  
RIVESTIMENTO CAT. 1/ONE EASY 9.

CHICCO CHAIR, ANTHRACITE 160  
METAL FRAME, UPHOLSTERY  
CAT. 1/ONE EASY 9.

## FINITURE STRUTTURA / FRAME FINISHES

### METALLI / METALS

best sellers



121  
Bianco  
Gesso



160  
Antracite



161  
Fango

optional



014  
Nero fumo



124  
Madreperla



127  
Hot



128  
Smoke



130  
Grigio  
Piacenza



150  
Canapa



155  
Carta da  
Zucchero



156  
Bordeaux



159  
Sálvia



165  
Bronzo

### LEGNO / WOOD



Frassino tinto  
Natura



Frassino tinto  
Carbone



Frassino tinto  
Termocotto

## FINITURE RIVESTIMENTO / UPHOLSTERY

Tessuti del campionario  
Fabrics from the sample collection

Non disponibile in Lino Froissé, Texplast e Econabuk  
Not available in Froissé Linen, Texplast and Econabuk

## MISURE / SIZE

L. 50 P. 62 H. 90 / H. s. 50 cm

1. SEDIA CLOE STRUTTURA METALLO ANTRACITE 160, RIVESTIMENTO CAT. B TEXAS 28.
2. SEDIA CLOE STRUTTURA FRASSINO TINTO NATURA, RIVESTIMENTO CAT. 1/ONE EASY 1.
1. CLOE CHAIR, ANTHRACITE 160 METAL FRAME, UPHOLSTERY CAT. B TEXAS 28.
2. CLOE CHAIR, NATURE SOLID ASH WOOD FRAME, UPHOLSTERY CAT. 1/ONE EASY 1.



1.



2.





SEDIE CLOE STRUTTURA METALLO ANTRACITE 160,  
RIVESTIMENTO CAT. A BOSTON LIGHT GREY.

CLOE CHAIR, ANTHRACITE 160 METAL FRAME,  
UPHOLSTERY CAT. B VINTAGE 102 ECO-LEATHER.

# Lilium

## FINITURE STRUTTURA / FRAME FINISHES

### METALLI / METALS

best sellers



121  
Bianco  
Gesso



160  
Antracite



161  
Fango

optional



014  
Nero fumo



124  
Madreperla



127  
Hot



128  
Smoke



130  
Grigio  
Piacenza



150  
Canapa



155  
Carta da  
Zucchero



156  
Bordeaux



159  
Sálvia



165  
Bronzo

## FINITURE RIVESTIMENTO / UPHOLSTERY

Tessuti del campionario  
Fabrics from the sample collection

Non disponibile in Lino Froissé e Texplast  
Not available in Froissé Linen and Texplast

## MISURE / SIZE

L. 48 P. 58 H. 74 H. s. 46 cm

SEDIE LILIUM STRUTTURA METALLO ANTRACITE 160  
RIVESTIMENTO CAT. A BOSTON ASH.

LILIUM CHAIRS METAL FRAME COL. ANTHRACITE 160  
UPHOLSTERY CAT. A BOSTON ASH.





SEDIE LILIUM STRUTTURA METALLO FANGO 161.  
RIVESTIMENTO CAT.B ECOPELLE VINTAGE 102.


LILIUM CHAIRS METAL FRAME COL. MUD 161.  
UPHOLSTERY CAT. B IMITATION LEATHER VINTAGE 102.

# Luna

## FINITURE STRUTTURA / FRAME FINISHES

### METALLI / METALS

best sellers



121  
Bianco  
Gesso



160  
Antracite



161  
Fango

optional



014  
Nero fumo



124  
Madreperla



127  
Hot



128  
Smoke



130  
Grigio  
Piacenza



150  
Canapa



155  
Carta da  
Zucchero



156  
Bordeaux



159  
Sálvia



165  
Bronzo

### LEGNO / WOOD



Frassino tinto  
Natura



Frassino tinto  
Carbone



Frassino tinto  
Termocotto

## FINITURE RIVESTIMENTO / UPHOLSTERY

Tessuti del campionario  
Fabrics from the sample collection

Non disponibile in Lino Froissé e Texplast  
Not available in Froissé Linen and Texplast

## MISURE / SIZE

L. 48 P. 60 H. 92 / H. s. 50 cm

1. SEDIA LUNA STRUTTURA METALLO ANTRACITE 160,  
RIVESTIMENTO CAT. C ALLURE UNITO 11.

2. SEDIA LUNA STRUTTURA FRASSINO TINTO  
CARBONE, RIVESTIMENTO CAT. C ALLURE  
UNITO 11.

1. LUNA CHAIR, ANTHRACITE 160 METAL FRAME,  
UPHOLSTERY CAT. C UNITED ALLURE 11.

2. LUNA CHAIR, CHARCOAL-STAINED ASH WOOD  
FRAME, UPHOLSTERY CAT. C UNITED ALLURE 11.



1.



2.



SEDIA LUNA STRUTTURA METALLO ANTRACITE 160,  
RIVESTIMENTO CAT. B DAYTONA 109.

LUNA CHAIR, ANTHRACITE 160 METAL FRAME,  
UPHOLSTERY CAT. B DAYTONA 109.

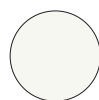
# Carol

## FINITURE STRUTTURA / FRAME FINISHES

### METALLI / METALS

best sellers

optional



121  
Bianco  
Gesso



160  
Antracite



161  
Fango



014  
Nero fumo



124  
Madreperla



127  
Hot



128  
Smoke



130  
Grigio  
Piacenza



150  
Canapa



155  
Carta da  
Zucchero



156  
Bordeaux



159  
Salvia



165  
Bronzo

## FINITURE RIVESTIMENTO / UPHOLSTERY

Tessuti del campionario  
Fabrics from the sample collection

Non disponibile in Lino Froissé e Texplast  
Not available in Froissé Linen and Texplast

Abbinamenti bordino a pag. 340-341  
Matching piping pag. 340-341

## MISURE / SIZE

L. 51 P. 56 H. 83 H. s. 48 cm

SEDIA CAROL STRUTTURA METALLO ANTRACITE 160  
RIVESTIMENTO CAT. A BOSTON CEMENT BORDINO IN  
CAT. ONE ECOPELLE ANTRACITE BLOOM 7.

CAROL CHAIR METAL FRAME COL. ANTHRACITE  
160 UPHOLSTERY CAT. A BOSTON CEMENT PIPING  
IN CAT. ONE IMITATION LEATHER BLOOM 7 COL.  
ANTHRACITE.



SEDIE CAROL STRUTTURA METALLO ANTRACITE 160.  
LA SEDUTA DI SINISTRA È IN CAT. A BOSTON CEMENT  
BORDINO IN CAT. ONE ECOPELLE ANTRACITE BLOOM  
7. LA SEDUTA DI DESTRA È IN CAT. B ECOPELLE  
VINTAGE 107 CON BORDINO IN CAT. ONE ECOPELLE  
BLOOM 5.

CAROL CHAIRS METAL FRAME COL. ANTHRACITE  
160. THE SEAT OF THE CHAIR ON THE LEFT IS  
UPHOLSTERED IN CAT. A BOSTON CEMENT  
PIPING IN CAT. ONE IMITATION LEATHER BLOOM  
7 COL. ANTHRACITE, THE SEAT ON THE RIGHT IS  
UPHOLSTERED IN CAT. B IMITATION LEATHER  
VINTAGE 107 WITH PIPING IN CAT. ONE IMITATION  
LEATHER BLOOM 5.




# Home

## FINITURE STRUTTURA / FRAME FINISHES

### METALLI / METALS

best sellers



121  
Bianco  
Gesso



160  
Antracite



161  
Fango

optional



014  
Nero fumo



124  
Madreperla



127  
Hot



128  
Smoke



130  
Grigio  
Piacenza



150  
Canapa



155  
Carta da  
Zucchero



156  
Bordeaux



159  
Sálvia



165  
Bronzo

### LEGNO / WOOD



Frassino tinto  
Natura



Frassino tinto  
Carbone



Frassino tinto  
Termocotto

## FINITURE RIVESTIMENTO / UPHOLSTERY

Tessuti del campionario  
Fabrics from the sample collection

Non disponibile in Lino Froissé e Texplast  
Not available in Froissé Linen and Texplast

## MISURE / SIZE

L. 44 P. 56 H. 91 / H. s. 47 cm

SEDIA HOME STRUTTURA METALLO ANTRACITE 160,  
RIVESTIMENTO CAT. A SMILE 20.

HOME CHAIR, ANTHRACITE 160 METAL FRAME,  
UPHOLSTERY CAT. A SMILE 20.







SEDIA HOME STRUTTURA METALLO ANTRACITE 160,  
RIVESTIMENTO CAT. 1/ONE ECOPELLE BLOOM 4.

HOME CHAIR, ANTHRACITE 160 METAL FRAME,  
UPHOLSTERY CAT. 1/ONE BLOOM 4 ECO-LEATHER.


# Twist

## FINITURE STRUTTURA / FRAME FINISHES

### METALLI / METALS

best sellers

optional



### LEGNO / WOOD



## FINITURE RIVESTIMENTO / UPHOLSTERY

Tessuti del campionario  
Fabrics from the sample collection

Non disponibile in Econabuk, Lino Froissé e Texplast  
Not available in eco-nubuck, Froissé Linen and Texplast

## MISURE / SIZE

L. 49 P. 60 H. 85 / H. s. 47 cm

1. SEDIA TWIST STRUTTURA METALLO ANTRACITE 160, RIVESTIMENTO CAT. B ECOPELLE VINTAGE 102.

2. SEDIA TWIST STRUTTURA FRASSINO TINTO NATURA, RIVESTIMENTO CAT. B ECOPELLE VINTAGE 102.

1. TWIST CHAIR, ANTHRACITE 160 METAL FRAME, UPHOLSTERY CAT. B VINTAGE 102 ECO-LEATHER.

2. TWIST CHAIR, NATURE SOLID ASH WOOD FRAME, UPHOLSTERY CAT. B VINTAGE 102 ECO-LEATHER.



1.



2.

SEDIA TWIST STRUTTURA METALLO ANTRACITE 160,  
RIVESTIMENTO CAT. C ALLURE UNITO 105.

TWIST CHAIR, ANTHRACITE 160 METAL FRAME,  
UPHOLSTERY CAT. C UNITED ALLURE 105.




# Sofia

## FINITURE STRUTTURA / FRAME FINISHES

### METALLI / METALS

best sellers



121  
Bianco  
Gesso



160  
Antracite



161  
Fango

optional



014  
Nero fumo



124  
Madreperla



127  
Hot



128  
Smoke



130  
Grigio  
Piacenza



150  
Canapa



155  
Carta da  
Zucchero



156  
Bordeaux



159  
Salvia



165  
Bronzo

Disponibile anche con gamba rivestita  
Also available with coated leg

## FINITURE RIVESTIMENTO / UPHOLSTERY

Tessuti del campionario  
Fabrics from the sample collection

Non disponibile in Lino Froissé e Texplast  
Not available in Froissé Linen and Texplast

## MISURE / SIZE

L. 49 P. 55 H. 88 / H. s. 50 cm

SEDIA SOFIA STRUTTURA METALLO ANTRACITE 160,  
RIVESTIMENTO CAT. 1/ONE EASY 20.

SOFIA CHAIR, ANTHRACITE 160 METAL FRAME,  
UPHOLSTERY CAT. 1/ONE EASY 20.



SEDA SOFIA CON GAMBA RIVESTITA,  
RIVESTIMENTO CAT. B ECONABUCK 13.

SOFIA CHAIR, WITH UPHOLSTERED LEG,  
UPHOLSTERY CAT. B 13 ECO-NUBUCK.




# Megan

## FINITURE STRUTTURA / FRAME FINISHES

### METALLI / METALS

best sellers



121  
Bianco  
Gesso



160  
Antracite



161  
Fango

optional



014  
Nero fumo



124  
Madreperla



127  
Hot



128  
Smoke



130  
Grigio  
Piacenza



150  
Canapa



155  
Carta da  
Zucchero



156  
Bordeaux



159  
Salvia



165  
Bronzo

## FINITURE RIVESTIMENTO / UPHOLSTERY

Tessuti del campionario  
Fabrics from the sample collection

Non disponibile in Lino Froissé e Texplast  
Not available in Froissé Linen and Texplast

Abbinamenti bordino a pag. 340-341  
Matching piping pag. 340-341

## MISURE / SIZE

L. 46 P. 54 H. 92 H. s. 48 cm

SEDIA MEGAN STRUTTURA METALLO ANTRACITE 160  
RIVESTIMENTO IN CAT. B ECOPELLE VINTAGE 1009  
BORDINO IN CAT. ONE ECOPELLE BEIGE BLOOM 7.

MEGAN CHAIR METAL FRAME COL. ANTHRACITE 160  
UPHOLSTERY IN CAT. B IMITATION LEATHER VINTAGE  
1009 PIPING IN CAT. ONE IMITATION LEATHER BLOOM  
7 COL. BEIGE.



SEDIE MEGAN A SINISTRA STRUTTURA METALLO  
FANGO 161 CON RIVESTIMENTO CAT. B ECOPELLE  
VINTAGE 102. A DESTRA STRUTTURA E SEDUTA  
RIVESTIMENTO CAT. B ECOPELLE VINTAGE 107 CON  
BORDINO IN CAT. ONE/1 BLOOM 5.

MEGAN CHAIRS ON LEFT: METAL FRAME COL.  
MUD 161 WITH UPHOLSTERY CAT. B IMITATION  
LEATHER VINTAGE 102. ON RIGHT: FRAME AND SEAT  
UPHOLSTERY CAT. B IMITATION LEATHER VINTAGE 107  
WITH PIPING IN CAT. ONE/1 BLOOM 5.



# Havana

## FINITURE STRUTTURA / FRAME FINISHES

### METALLI / METALS

best sellers

optional



121  
Bianco  
Gesso



160  
Antracite



161  
Fango



014  
Nero fumo



124  
Madreperla



127  
Hot



128  
Smoke



130  
Grigio  
Piacenza



150  
Canapa



155  
Carta da  
Zucchero



156  
Bordeaux



159  
Salvia



165  
Bronzo

## FINITURE RIVESTIMENTO / UPHOLSTERY

Tessuti del campionario  
Fabrics from the sample collection

Non disponibile in Lino Froissé e Texplast  
Not available in Froissé Linen and Texplast

## MISURE / SIZE

L. 53 P. 52 H. 90 / H. s. 50 cm

SEDIA HAVANA STRUTTURA METALLO ANTRACITE  
160, RIVESTIMENTO CAT. A BOSSON ASH.

HAVANA CHAIR, ANTHRACITE 160 METAL FRAME,  
UPHOLSTERY CAT. A BOSTON ASH.





SEDIA HAVANA STRUTTURA METALLO  
ANTRACITE 160, RIVESTIMENTO CAT. 1/ONE  
RIVESTIMENTO ECOPELLE BLOOM 30.

HAVANA CHAIR, ANTHRACITE 160 METAL  
FRAME, UPHOLSTERY CAT. 1/ONE BLOOM  
30 ECO-LEATHER.



# Astoria

## FINITURE STRUTTURA / FRAME FINISHES

### METALLI / METALS

best sellers

optional



121  
Bianco  
Gesso



160  
Antracite



161  
Fango



014  
Nero fumo



124  
Madreperla



127  
Hot



128  
Smoke



130  
Grigio  
Piacenza



150  
Canapa



155  
Carta da  
Zucchero



156  
Bordeaux



159  
Salvia



165  
Bronzo

## FINITURE RIVESTIMENTO / UPHOLSTERY

Tessuti del campionario  
Fabrics from the sample collection

Non disponibile in Lino Froissé e Texplast  
Not available in Froissé Linen and Texplast

## MISURE / SIZE

L. 56 P. 56 H. 87 / H. s. 50 cm

SEDIA ASTORIA STRUTTURA METALLO ANTRACITE 160,  
RIVESTIMENTO CAT. B ECOPELLE VINTAGE 1009.

ASTORIA CHAIR, ANTHRACITE 160 METAL FRAME,  
UPHOLSTERY CAT. B VINTAGE 1009 ECO-LEATHER.



SEDIA ASTORIA STRUTTURA METALLO  
ANTRACITE 160, RIVESTIMENTO CAT. 1/ONE  
RIVESTIMENTO EASY 19.

ASTORIA CHAIR, ANTHRACITE 160 METAL  
FRAME, UPHOLSTERY CAT. 1/ONE EASY 19.




# Nora

## FINITURE STRUTTURA / FRAME FINISHES

### METALLI / METALS

best sellers



121  
Bianco  
Gesso



160  
Antracite



161  
Fango

optional



014  
Nero fumo



124  
Madreperla



127  
Hot



128  
Smoke



130  
Grigio  
Piacenza



150  
Canapa



155  
Carta da  
Zucchero



156  
Bordeaux



159  
Salvia



165  
Bronzo

## FINITURE RIVESTIMENTO / UPHOLSTERY

Tessuti del campionario  
Fabrics from the sample collection

Non disponibile in Lino Froissé e Texplast  
Not available in Froissé Linen and Texplast

## MISURE / SIZE

L. 47 P. 57 H. 92 H. s. 47 cm

SEDIA NORA STRUTTURA METALLO ANTRACITE 160  
RIVESTIMENTO CAT. A BOSTON WATER GREEN.

NORA CHAIR METAL FRAME COL. ANTHRACITE 160  
UPHOLSTERY CAT. A BOSTON LINEN.



SEDIE NORA STRUTTURA METALLO ANTRACITE 160  
RIVESTIMENTO CAT. A BOSTON ASH.

NORA CHAIRS METAL FRAME COL. ANTHRACITE 160  
UPHOLSTERY CAT. A BOSTON ASH.



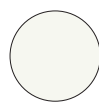
# Vittoria

## FINITURE STRUTTURA / FRAME FINISHES

### METALLI / METALS

best sellers

optional



121  
Bianco  
Gesso



160  
Antracite



161  
Fango



014  
Nero fumo



124  
Madreperla



127  
Hot



128  
Smoke



130  
Grigio  
Piacenza



150  
Canapa



155  
Carta da  
Zucchero



156  
Bordeaux



159  
Salvia



165  
Bronzo

Disponibile anche con gamba rivestita  
Also available with upholstered legs

### SEDIA VITTORIA

1. STRUTTURA METALLO ANTRACITE 160, RIVESTIMENTO CAT. 1/ONE ECOPELLE BLOOM 15.
2. STRUTTURA E RIVESTIMENTO CAT. 1/ONE ECOPELLE BLOOM 30.
3. STRUTTURA E RIVESTIMENTO CAT. 1/ONE ECONABUK 12.
4. STRUTTURA METALLO ANTRACITE 160, RIVESTIMENTO CAT. B ECONABUK 13.

### VITTORIA CHAIR

1. ANTHRACITE 160 METAL FRAME, UPHOLSTERY CAT. 1/ONE BLOOM 15 ECO-LEATHER.
2. FRAME AND UPHOLSTERY CAT. 1/ONE BLOOM 30 ECO-LEATHER.
3. FRAME AND UPHOLSTERY CAT. 1/ONE 12 ECO-NUBUCK.
4. ANTHRACITE 160 METAL FRAME, UPHOLSTERY CAT. B 13 ECO-NUBUCK.



1.



2.

---

**FINITURE RIVESTIMENTO / UPHOLSTERY**

Tessuti del campionario  
Fabrics from the sample collection

Non disponibile in Lino Froissé e Texplast  
Not available in Froissé Linen and Texplast

**MISURE / SIZE**

L. 44 P. 55 H. 87 / H. s. 51 cm



# Asia

## SEDIA ASIA

1. - 2. STRUTTURA METALLO ANTRACITE 160,  
RIVESTIMENTO CAT. 1/ONE EASY 17.

3. - 4. STRUTTURA METALLO ANTRACITE 160,  
RIVESTIMENTO CAT. 1/ONE EASY 6.

## ASIA CHAIR

1. - 2. ANTHRACITE 160 METAL FRAME,  
UPHOLSTERY CAT. 1/ONE EASY 17.

3. - 4. ANTHRACITE 160 METAL FRAME,  
UPHOLSTERY CAT. 1/ONE EASY 6.







3.



4.

# Asia

## FINITURE STRUTTURA / FRAME FINISHES

### METALLI / METALS

best sellers

optional



121  
Bianco  
Gesso



160  
Antracite



161  
Fango



014  
Nero fumo



124  
Madreperla



127  
Hot



128  
Smoke



130  
Grigio  
Piacenza



150  
Canapa



155  
Carta da  
Zucchero



156  
Bordeaux



159  
Salvia



165  
Bronzo

## FINITURE RIVESTIMENTO / UPHOLSTERY

Tessuti del campionario  
Fabrics from the sample collection

Non disponibile in Lino Froissé e Texplast  
Not available in Froissé Linen and Texplast

## MISURE / SIZE

L. 47 P. 52 H. 85 / H. s. 50 cm

SEDIA ASIA STRUTTURA METALLO  
ANTRACITE 160, RIVESTIMENTO CAT. A  
SMILE 35.

ASIA CHAIR, ANTHRACITE 160 METAL  
FRAME, UPHOLSTERY CAT. A SMILE 35.




# Roxy

## FINITURE STRUTTURA / FRAME FINISHES

### METALLI / METALS

best sellers



121  
Bianco  
Gesso



160  
Antracite



161  
Fango

optional



014  
Nero fumo



124  
Madreperla



127  
Hot



128  
Smoke



130  
Grigio  
Piacenza



150  
Canapa



155  
Carta da  
Zucchero



156  
Bordeaux



159  
Salvia



165  
Bronzo

## FINITURE RIVESTIMENTO / UPHOLSTERY

Tessuti del campionario  
Fabrics from the sample collection

Non disponibile in Lino Froissé e Texplast  
Not available in Froissé Linen and Texplast

## MISURE / SIZE

L. 49 P. 63 H. 85 H. s. 47 cm

SEDIA ROXY STRUTTURA FANGO 161 RIVESTIMENTO  
CAT. A BOSTON FOREST.

ROXY CHAIR FRAME COL. MUD 161 UPHOLSTERY CAT.  
A BOSTON FOREST.





SEDIA ROXY STRUTTURA ANTRACITE 160  
RIVESTIMENTO CAT. A BOSTON LIGHT GREY.


ROXY CHAIR FRAME COL. ANTHRACITE 160  
UPHOLSTERY CAT. A BOSTON LIGHT GREY.

# Tequila

## FINITURE STRUTTURA / FRAME FINISHES

### METALLI / METALS

best sellers



121  
Bianco  
Gesso



160  
Antracite



161  
Fango

optional



014  
Nero fumo



124  
Madreperla



127  
Hot



128  
Smoke



130  
Grigio  
Piacenza



150  
Canapa



155  
Carta da  
Zucchero



156  
Bordeaux



159  
Sàlvia



165  
Bronzo

## FINITURE RIVESTIMENTO / UPHOLSTERY

Tessuti del campionario  
Fabrics from the sample collection

Non disponibile in Lino Froissé e Texplast  
Not available in Froissé Linen and Texplast

## MISURE / SIZE

L. 47 P. 55 H. 94 / H. s. 50 cm

SEDIA TEQUILA STRUTTURA METALLO ANTRACITE  
160, RIVESTIMENTO CAT. B ECONABUK 13.

TEQUILA CHAIR, ANTHRACITE 160 METAL FRAME,  
UPHOLSTERY CAT. B 13 ECO-NUBUCK.





SEDIA TEQUILA STRUTTURA METALLO  
ANTRACITE 160, RIVESTIMENTO CAT. B  
ECOPELLE VINTAGE 103.


TEQUILA CHAIR, ANTHRACITE 160 METAL  
FRAME, UPHOLSTERY CAT. B VINTAGE 103  
ECO-LEATHER.

# Moon

## FINITURE STRUTTURA / FRAME FINISHES

### METALLI / METALS

best sellers



121  
Bianco  
Gesso



160  
Antracite



161  
Fango

optional



014  
Nero fumo



124  
Madreperla



127  
Hot



128  
Smoke



130  
Grigio  
Piacenza



150  
Canapa



155  
Carta da  
Zucchero



156  
Bordeaux



159  
Sálvia



165  
Bronzo

## FINITURE RIVESTIMENTO / UPHOLSTERY

Tessuti del campionario  
Fabrics from the sample collection

Non disponibile in Lino Froissé e Texplast  
Not available in Froissé Linen and Texplast

## MISURE / SIZE

L. 48 P. 57 H. 90 / H. s. 50 cm

SEDIA MOON STRUTTURA METALLO ANTRACITE 160,  
RIVESTIMENTO CAT. 1/ONE EASY 19.

MOON CHAIR, ANTHRACITE 160 METAL FRAME,  
UPHOLSTERY CAT. 1/ONE EASY 19.







SEDIA MOON STRUTTURA METALLO  
ANTRACITE 160, RIVESTIMENTO CAT. C  
ALLURE UNITO II.

MOON CHAIR, ANTHRACITE 160 METAL  
FRAME, UPHOLSTERY CAT. C UNITED  
ALLURE II.

# Paris

## FINITURE STRUTTURA / FRAME FINISHES

### METALLI / METALS

best sellers

optional



121  
Bianco  
Gesso



160  
Antracite



161  
Fango



014  
Nero fumo



124  
Madreperla



127  
Hot



128  
Smoke



130  
Grigio  
Piacenza



150  
Canapa



155  
Carta da  
Zucchero



156  
Bordeaux



159  
Salvia



165  
Bronzo

## FINITURE RIVESTIMENTO / UPHOLSTERY

Tessuti del campionario  
Fabrics from the sample collection

Non disponibile in Lino Froissé e Texplast  
Not available in Froissé Linen and Texplast

## MISURE / SIZE

L. 51 P. 57 H. 86 / H. s. 49 cm

SEDIA PARIS STRUTTURA METALLO ANTRACITE 160,  
RIVESTIMENTO CAT. 1/ONE SELFIE 601.

PARIS CHAIR, ANTHRACITE 160 METAL FRAME,  
UPHOLSTERY CAT. 1/ONE SELFIE 601.



SEDIA PARIS STRUTTURA METALLO  
ANTRACITE 160. RIVESTIMENTO  
CAT. A BOSTON LIGHT GREY.

PARIS CHAIR, ANTHRACITE 160  
METAL FRAME, UPHOLSTERY  
CAT. A BOSTON LIGHT GREY.




# Paris bicolor

## FINITURE STRUTTURA / FRAME FINISHES

### METALLI / METALS

best sellers



121  
Bianco  
Gesso



160  
Antracite



161  
Fango

optional



014  
Nero fumo



124  
Madreperla



127  
Hot



128  
Smoke



130  
Grigio  
Piacenza



150  
Canapa



155  
Carta da  
Zucchero



156  
Bordeaux



159  
Salvia



165  
Bronzo

## FINITURE RIVESTIMENTO / UPHOLSTERY

Tessuti del campionario  
Fabrics from the sample collection

Non disponibile in Lino Froissé e Texplast  
Not available in Froissé Linen and Texplast

## MISURE / SIZE

L. 51 P. 58 H. 85 H. s. 47 cm

SEDIE PARIS BICOLOR STRUTTURA METALLO FANGO  
161. SEDUTA CAT. ONE EASY 05 RETRO SCHIENALE  
CAT. B ECOPELLE VINTAGE 102.

PARIS BICOLOR CHAIRS METAL FRAME COL. MUD 161.  
SEAT CAT. ONE EASY 05 REAR OF BACKREST CAT. B  
IMITATION LEATHER VINTAGE 102.





SEDIE PARIS BICOLOR STRUTTURA IN METALLO  
FANGO 161 RIVESTIMENTO 1/ONE EASY 05 E  
SCHIENALE CAT. B ECOPELLE VINTAGE 107.

PARIS BICOLOR CHAIRS METAL FRAME COL. MUD 161  
UPHOLSTERY 1/ONE EASY 05 AND BACKREST CAT. B  
IMITATION LEATHER VINTAGE 107.

# Elena

## SEDIA ELENA

1. STRUTTURA METALLO ANTRACITE 160, RIVESTIMENTO CAT. 1/ONE EASY 19.
2. STRUTTURA METALLO ANTRACITE 160, RIVESTIMENTO CAT. 1/ONE EASY 9.
3. STRUTTURA METALLO ANTRACITE 160, RIVESTIMENTO CAT. 1/ONE EASY 16.
4. STRUTTURA METALLO ANTRACITE 160, RIVESTIMENTO CAT. 1/ONE EASY 6.

## ELENA CHAIR

1. ANTHRACITE 160 METAL FRAME, UPHOLSTERY CAT. 1/ONE EASY 19.
2. ANTHRACITE 160 METAL FRAME, UPHOLSTERY CAT. 1/ONE EASY 9.
3. ANTHRACITE 160 METAL FRAME, UPHOLSTERY CAT. 1/ONE EASY 16.
4. ANTHRACITE 160 METAL FRAME, UPHOLSTERY CAT. 1/ONE EASY 6.





3.

4.

# Elena

---

## FINITURE STRUTTURA / FRAME FINISHES

### METALLI / METALS

best sellers

optional



121  
Bianco  
Gesso



160  
Antracite



161  
Fango



014  
Nero fumo



124  
Madreperla



127  
Hot



128  
Smoke



130  
Grigio  
Piacenza



150  
Canapa



155  
Carta da  
Zucchero



156  
Bordeaux



159  
Salvia



165  
Bronzo

---

## FINITURE RIVESTIMENTO / UPHOLSTERY

Tessuti del campionario  
Fabrics from the sample collection

Non disponibile in Lino Froissé e Texplast  
Not available in Froissé Linen and Texplast

## MISURE / SIZE

L. 49 P. 55 H. 86 / H. s. 51 cm





SEDIA ELENA STRUTTURA METALLO  
ANTRACITE 160, RIVESTIMENTO CAT. C  
ALLURE UNITO 105.

ELENA CHAIR, ANTHRACITE 160 METAL  
FRAME, UPHOLSTERY CAT. C  
UNITED ALLURE 105.


# Diva

## FINITURE STRUTTURA / FRAME FINISHES

### METALLI / METALS

best sellers

optional



121  
Bianco  
Gesso



160  
Antracite



161  
Fango



014  
Nero fumo



124  
Madreperla



127  
Hot



128  
Smoke



130  
Grigio  
Piacenza



150  
Canapa



155  
Carta da  
Zucchero



156  
Bordeaux



159  
Salvia



165  
Bronzo

## FINITURE RIVESTIMENTO / UPHOLSTERY

Tessuti del campionario  
Fabrics from the sample collection

Non disponibile in Lino Froissé e Texplast  
Not available in Froissé Linen and Texplast

## MISURE / SIZE

L. 45 P. 57 H. 100 / H. s. 49 cm

SEDIA DIVA

1. STRUTTURA METALLO BIANCO GESSO 121,  
RIVESTIMENTO CAT. 1/ONE ECOPELLE BLOOM 4.
2. STRUTTURA METALLO ANTRACITE 160,  
RIVESTIMENTO CAT. 1/ONE ECOPELLE BLOOM 15.

DIVA CHAIR

1. CHALK WHITE 121 METAL FRAME, UPHOLSTERY  
CAT. 1/ONE BLOOM 4 ECO-LEATHER.
2. ANTHRACITE 160 METAL FRAME, UPHOLSTERY  
CAT. 1/ONE BLOOM 15 ECO-LEATHER.



1.




2.

## FINITURE STRUTTURA / FRAME FINISHES

### METALLI / METALS

best sellers



121  
Bianco  
Gesso



160  
Antracite



161  
Fango

optional



014  
Nero fumo



124  
Madreperla



127  
Hot



128  
Smoke



130  
Grigio  
Piacenza



150  
Canapa



155  
Carta da  
Zucchero



156  
Bordeaux



159  
Salvia



165  
Bronzo

## FINITURE RIVESTIMENTO / UPHOLSTERY

Tessuti del campionario  
Fabrics from the sample collection

Non disponibile in Lino Froissé e Texplast  
Not available in Froissé Linen and Texplast

Abbinamenti bordino a pag. 340-341  
Matching piping pag. 340-341

## MISURE / SIZE

L. 46 P. 56 H. 89 H. s. 47 cm

SEDIA ABBA STRUTTURA METALLO ANTRACITE 160  
RIVESTIMENTO CAT. A BOSTON CEMENT BORDINO IN  
CAT. ONE ECOPELLE BLOOM 7.

ABBA CHAIR METAL FRAME COL. ANTHRACITE 160  
UPHOLSTERY CAT. A BOSTON CEMENT PIPING IN CAT.  
ONE IMITATION LEATHER BLOOM 7.





SEDIE ABBA STRUTTURA METALLO FANGO 161.  
RIVESTIMENTO CAT. ONE SELFIE 615 BORDINO  
CAT. ONE ECOPELLE BEIGE BLOOM 13.

ABBA CHAIR METAL FRAME COL. MUD 161.  
UPHOLSTERY CAT. ONE SELFIE 615 PIPING IN CAT.  
ONE IMITATION LEATHER BLOOM 13.

# Alice

## SEDIA ALICE

1. STRUTTURA METALLO ANTRACITE 160, RIVESTIMENTO CAT. 1/ONE ECOPELLE BLOOM 30.
2. STRUTTURA METALLO ANTRACITE 160, RIVESTIMENTO CAT. 1/ONE ECOPELLE BLOOM 15.
3. STRUTTURA METALLO ANTRACITE 160, RIVESTIMENTO CAT. 1/ONE ECOPELLE BLOOM 5.
4. STRUTTURA METALLO ANTRACITE 160, RIVESTIMENTO CAT. 1/ONE ECOPELLE BLOOM 7.

## ALICE CHAIR

1. ANTHRACITE 160 METAL FRAME, UPHOLSTERY CAT. 1/ONE BLOOM 30 ECO-LEATHER.
2. ANTHRACITE 160 METAL FRAME, UPHOLSTERY CAT. 1/ONE BLOOM 15 ECO-LEATHER.
3. ANTHRACITE 160 METAL FRAME, UPHOLSTERY CAT. 1/ONE BLOOM 5 ECO-LEATHER.
4. ANTHRACITE 160 METAL FRAME, UPHOLSTERY CAT. 1/ONE BLOOM 7 ECO-LEATHER.






# Ofra

## FINITURE STRUTTURA / FRAME FINISHES

### METALLI / METALS

best sellers

optional



## FINITURE RIVESTIMENTO / UPHOLSTERY

Tessuti del campionario  
Fabrics from the sample collection

Non disponibile in Lino Froissé e Texplast  
Not available in Froissé Linen and Texplast

## MISURE / SIZE

L. 45 P. 53 H. 78 H. s. 47 cm

SEDIA OFRA STRUTTURA METALLO ANTRACITE 160  
RIVESTIMENTO CAT. ONE SELFIE 714.

OFRA CHAIR METAL FRAME COL. ANTHRACITE 160  
UPHOLSTERY CAT. ONE SELFIE 714.







SEDIA OFRA STRUTTURA METALLO ANTRACITE 160.  
RIVESTIMENTO CAT. ONE EASY 18.

OFRA CHAIR METAL FRAME COL. ANTHRACITE 160.  
UPHOLSTERY CAT. ONE EASY 18.

# Gaia

## FINITURE STRUTTURA / FRAME FINISHES

METALLI / METALS

best sellers



121  
Bianco  
Gesso

160  
Antracite

161  
Fango

optional



014  
Nero fumo

124  
Madreperla

127  
Hot

128  
Smoke

130  
Grigio  
Piacenza



150  
Canapa



155  
Carta da  
Zucchero



156  
Bordeaux



159  
Salvia



165  
Bronzo

## FINITURE RIVESTIMENTO / UPHOLSTERY

Tessuti del campionario  
Fabrics from the sample collection

Non disponibile in Lino Froissé e Texplast  
Not available in Froissé Linen and Texplast

## MISURE / SIZE

L. 43 P. 54 H. 96 / H. s. 50 cm





SEDIE GAIA STRUTTURA METALLO ANTRACITE 160,  
RIVESTIMENTO CAT. 1/ONE ECOPELLE BLOOM.

GAIA CHAIRS, ANTHRACITE 160 METAL FRAME,  
UPHOLSTERY CAT. 1/ONE ECO-LEATHER BLOOM.


# Zenda

## FINITURE STRUTTURA / FRAME FINISHES

### METALLI / METALS

best sellers

optional



121  
Bianco  
Gesso



160  
Antracite



161  
Fango



014  
Nero fumo



124  
Madreperla



127  
Hot



128  
Smoke



130  
Grigio  
Piacenza



150  
Canapa



155  
Carta da  
Zucchero



156  
Bordeaux



159  
Salvia



165  
Bronzo

## FINITURE RIVESTIMENTO / UPHOLSTERY

Tessuti del campionario  
Fabrics from the sample collection

Non disponibile in Lino Froissé e Texplast  
Not available in Froissé Linen and Texplast

## MISURE / SIZE

L. 47 P. 57 H. 84 H. s. 47 cm

SEDIA ZENDA STRUTTURA FANGO 161 RIVESTIMENTO  
A CAT. B IN ECOPELLE VINTAGE 102.

ZENDA CHAIR FRAME COL. MUD 161 UPHOLSTERY  
CAT. B IN IMITATION LEATHER VINTAGE 102.





SEDIA ZENDA STRUTTURA ANTRACITE 160  
RIVESTIMENTO A CAT. B IN ECOPELLE  
VINTAGE 1009.

ZENDA CHAIR FRAME COL. ANTHRACITE 160  
UPHOLSTERY CAT. B IN IMITATION LEATHER  
VINTAGE 1009.

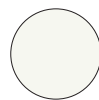
# Sara

## FINITURE STRUTTURA / FRAME FINISHES

### METALLI / METALS

best sellers

optional



121  
Bianco  
Gesso



160  
Antracite



161  
Fango



014  
Nero fumo



124  
Madreperla



127  
Hot



128  
Smoke



130  
Grigio  
Piacenza



150  
Canapa



155  
Carta da  
Zucchero



156  
Bordeaux



159  
Salvia



165  
Bronzo

## FINITURE RIVESTIMENTO / UPHOLSTERY

Tessuti del campionario  
Fabrics from the sample collection

Non disponibile in Lino Froissé e Texplast  
Not available in Froissé Linen and Texplast

## MISURE / SIZE

L. 47 P. 55 H. 87 / H. s. 51 cm

SEDIA SARA STRUTTURA METALLO ANTRACITE 160,  
RIVESTIMENTO CAT. 1/ONE ECOPELLE BLOOM 15.

SARA CHAIR, ANTHRACITE 160 METAL FRAME,  
UPHOLSTERY CAT. 1/ONE BLOOM 15 ECO-LEATHER.





SEDIE SARA STRUTTURA METALLO ANTRACITE 160,  
RIVESTIMENTO CAT. 1/ONE ECOPELLE BLOOM 4.

SARA CHAIRS, ANTHRACITE 160 METAL FRAME,  
UPHOLSTERY CAT. 1/ONE BLOOM 4 ECO-LEATHER.

# Lula

---

## FINITURE / FRAME

LEGNO / WOOD



Frassino tinto  
Natura

Frassino tinto  
Carbone

Frassino tinto  
Termocotto

---

## FINITURE RIVESTIMENTO / UPHOLSTERY

Tessuti del campionario  
Fabrics from the sample collection

Non disponibile in Lino Froissé e Texplast  
Not available in Froissé Linen and Texplast

## MISURE / SIZE

L. 48 P. 50 H. 82 / H. s. 46 cm

SEDIA LULA STRUTTURA FRASSINO TINTO CARBONE,  
RIVESTIMENTO CAT. B ECONABUK 12.

LULA CHAIR, CHARCOAL-STAINED ASH FRAME,  
UPHOLSTERY CAT. B 12 ECO-NUBUCK.







SEDIA LULA STRUTTURA FRASSINO TINTO  
CARBONE, RIVESTIMENTO CAT. B DAYTONA 76.

LULA CHAIR, CHARCOAL-STAINED ASH FRAME,  
UPHOLSTERY CAT. B DAYTONA 76.

# Lucrezia

## SEDIA LUCREZIA

1. - 2. STRUTTURA FAGGIO TINTO  
CARBONE, RIVESTIMENTO CAT. 1/ONE  
ECOPELLE BLOOM 05.
3. - 4. STRUTTURA FAGGIO TINTO  
CARBONE, RIVESTIMENTO CAT. B  
ECONABUK 13.

## LUCREZIA CHAIR

1. - 2. CHARCOAL-STAINED BEECH FRAME,  
UPHOLSTERY CAT. 1/ONE BLOOM 05  
ECO-LEATHER.
3. - 4. CHARCOAL-STAINED BEECH FRAME,  
UPHOLSTERY CAT. B 13 ECO-NUBUCK.



1.



2.



3.

4.

# Collezione textile

## Camilla

### FINITURE RIVESTIMENTO / UPHOLSTERY

Tessuti del campionario  
Fabrics from the sample collection

Non disponibile in Ecopelle Bloom, Econabuk,  
Ecopelle Vintage, Keen, Texplast  
Not available in Bloom eco-leather, eco-nubuck,  
Vintage eco-leather, Keen and Texplast

### MISURE / SIZE

L. 47 P. 54 H. 100 / H. s. 49 cm



## Adele

### FINITURE STRUTTURA / FRAME FINISHES

LEGNO / WOOD



Faggio tinto  
Natura

Faggio tinto  
Carbone

Faggio tinto  
Termocotto

### FINITURE RIVESTIMENTO / UPHOLSTERY

Tessuti del campionario  
Fabrics from the sample collection

Non disponibile in Lino Froissé e Texplast  
Not available in Froissé Linen and Texplast

### MISURE / SIZE

L. 46 P. 61 H. 99 / H. s. 47 cm

1. SEDIA CAMILLA RIVESTIMENTO  
CAT. C LINO FROISSÉ 011

2. SEDIA ADELE STRUTTURA FAGGIO  
TINTO CARBONE RIVESTIMENTO  
CAT. B ECONABUK 12

1. CAMILLA CHAIR, UPHOLSTERY CAT. C  
FROISSÉ LINEN 011

2. ADELE CHAIR, CHARCOAL-STAINED BEECH  
FRAME, UPHOLSTERY CAT. B 12 ECO-NUBUCK

## Camilla



1.

## Adele



2.

# Eva

## FINITURE STRUTTURA / FRAME FINISHES

METALLI / METALS



121  
Bianco  
Gesso

160  
Antracite

## FINITURE RIVESTIMENTO / UPHOLSTERY

Disponibile solo in Texplast  
Only available in Texplast

## MISURE / SIZE

L. 41 P. 58 H. 86 / H. s. 46 cm

## Texplast cat. 1/One



TEXPLAST  
TORTORA 711



TEXPLAST  
GRIGIO PERLA 601



TEXPLAST  
GRIGIO SCURO 670



TEXPLAST  
NERO 400

SEDIA EVA STRUTTURA METALLO ANTRACITE 160,  
RIVESTIMENTO CAT. 1/ONE TEXPLAST TORTORA 711.

EVA CHAIR, ANTHRACITE 160 METAL FRAME,  
UPHOLSTERY CAT. 1/ONE LIGHT GREY 711 TEXPLAST.

SEDIA EVA STRUTTURA METALLO ANTRACITE 160,  
RIVESTIMENTO CAT. 1/ONE TEXPLAST NERO 400.

EVA CHAIR, ANTHRACITE 160 METAL FRAME,  
UPHOLSTERY CAT. 1/ONE TEXPLAST BLACK 400.





SEDIE EVA STRUTTURA METALLO ANTRACITE 160,  
RIVESTIMENTO CAT. 1/ONE TEXPLAST NERO 400.  
EVA CHAIRS, ANTHRACITE 160 METAL FRAME,  
UPHOLSTERY CAT. 1/ONE BLACK 400 TEXPLAST.

# Lea

1. SEDIA LEA ANTRACITE

2. SEDIA LEA MADREPERLA

3. SEDIA LEA CARTA DA ZUCCHERO

4. SEDIA LEA BIANCO GESSO

1. ANTHRACITE LEA CHAIR

2. MOTHER-OF-PEARL LEA CHAIR

3. BLUE-GREY LEA CHAIR

4. CHALK WHITE LEA CHAIR







2.

3.

4.

# Lea

---

## FINITURE / FINISHES

POLIPROPILENE / POLYPROPYLENE



Bianco Gesso

Antracite

Madreperla

Carta da  
zucchero

Sedia impilabile realizzata in materiale resistente ai raggi UV, adatto anche per uso esterno. Certificato CATAS.

Stackable chair made of UV-resistant material, also suitable for outdoor use. CATAS certified.

---

## MISURE / SIZE

L. 44 P. 53 H. 83 / H. seduta - seat 46 cm

SEDIA LEA MADREPERLA.

MOTHER-OF-PEARL LEA CHAIR.





# Poltroncine stile e comfort per ogni stanza della casa

**Armchairs, style and comfort for every room in the home**

---

Dalla camera da letto al living, per creare un angolo dedicato alla lettura, per completare una zona home office o per rendere confortevole una postazione make up, le poltroncine sono complementi d'arredo versatili perché si adattano a più ambienti e situazioni. Le forme ergonomiche e avvolgenti ne definiscono il design e i rivestimenti le personalizzano. Prego, accomodatevi nello stile!

From the bedroom to the lounge, used to create a reading nook, to finish off a home office area or to add the comfort factor to a makeup station, armchairs make versatile occasional pieces as they sit happily in a variety of rooms and situations. Ergonomic, cocooning shapes are the distinguishing traits of their design and...and upholstery gives them a custom look. Please, sit down in style!


# Arisa

## FINITURE STRUTTURA / FRAME FINISHES

### METALLI / METALS

best sellers

optional



## FINITURE RIVESTIMENTO / UPHOLSTERY

Tessuti del campionario  
Fabrics from the sample collection

Non disponibile in Lino Froissé e Texplast  
Not available in Froissé Linen and Texplast

## MISURE / SIZE

L. 58 P. 61 H. 82 H. s. 47 cm

POLTRONCINE ARISA STRUTTURA METALLO  
ANTRACITE 160 CON RIVESTIMENTO CAT B ECOPELLE  
VINTAGE 1009.

ARISA ARMCHAIRS METAL WITH FRAME COL.  
ANTHRACITE 160 WITH UPHOLSTERY CAT. B  
IMITATION LEATHER VINTAGE 1009.





POLTRONE ARISA STRUTTURA FANGO 161.  
RIVESTIMENTO IN CAT. B ECOPELLE VINTAGE 102.

ARISA ARMCHAIRS FRAME COL. MUD 161. UPHOLSTERY  
IN CAT. B IMITATION LEATHER VINTAGE 102.


# Carol

## FINITURE STRUTTURA / FRAME FINISHES

### METALLI / METALS

best sellers

optional



121  
Bianco  
Gesso



160  
Antracite



161  
Fango



014  
Nero fumo



124  
Madreperla



127  
Hot



128  
Smoke



130  
Grigio  
Piacenza



150  
Canapa



155  
Carta da  
Zucchero



156  
Bordeaux



159  
Salvia



165  
Bronzo

## FINITURE RIVESTIMENTO / UPHOLSTERY

Tessuti del campionario  
Fabrics from the sample collection

Non disponibile in Lino Froissé e Texplast  
Not available in Froissé Linen and Texplast

Abbinamenti bordino a pag. 340-341  
Matching piping pag. 340-341

## MISURE / SIZE

L. 58 P. 57 H. 82 H. s. 47 cm

POLTRONA CAROL CON STRUTTURA METALLO  
ANTRACITE 160 RIVESTIMENTO CAT. B IN ECOPELLE  
VINTAGE 107 BORDINO IN CAT. ONE ECOPELLE BLOOM 5.

CAROL ARMCHAIRS FRAME COL. ANTHRACITE 160.  
UPHOLSTERY IN CAT. B IMITATION LEATHER VINTAGE 107  
PIPING IN CAT. ONE IMITATION LEATHER BLOOM 5.







POLTRONE CAROL STRUTTURA ANTRACITE 160.  
RIVESTIMENTO CAT. B ECOPELLE VINTAGE 1009 CON  
BORDINO IN CAT. ONE ECOPELLE BLOOM 7.

CAROL ARMCHAIRS FRAME COL. ANTHRACITE 160.  
UPHOLSTERY IN CAT. B IMITATION LEATHER VINTAGE  
1009 PIPING IN CAT. ONE IMITATION LEATHER BLOOM 7.

# Paris

## FINITURE STRUTTURA / FRAME FINISHES

### METALLI / METALS

best sellers



121  
Bianco  
Gesso



160  
Antracite



161  
Fango

optional



014  
Nero fumo



124  
Madreperla



127  
Hot



128  
Smoke



130  
Grigio  
Piacenza



150  
Canapa



155  
Carta da  
Zucchero



156  
Bordeaux



159  
Salvia



165  
Bronzo

## FINITURE RIVESTIMENTO / UPHOLSTERY

Tessuti del campionario  
Fabrics from the sample collection

Non disponibile in Texplast  
Not available in Texplast

## MISURE / SIZE

L. 57 P. 60 H. 82 / H. s. 47 cm

POLTRONCINE PARIS STRUTTURA METALLO ANTRACITE 160,  
RIVESTIMENTO CAT. C ALLURE COORDINATO 1.

PARIS ARMCHAIRS, ANTHRACITE 160 METAL FRAME,  
UPHOLSTERY CAT. C COORDINATED ALLURE 1.



POLTRONCINE PARIS STRUTTURA METALLO ANTRACITE 160,  
RIVESTIMENTO ALLURE COORDINATO 101.

PARIS ARMCHAIRS, ANTHRACITE 160 METAL FRAME,  
UPHOLSTERY ALLURE COORDINATO 101.



# Sofia

## FINITURE STRUTTURA / FRAME FINISHES

### METALLI / METALS

best sellers



121  
Bianco  
Gesso



160  
Antracite



161  
Fango

optional



014  
Nero fumo



124  
Madreperla



127  
Hot



128  
Smoke



130  
Grigio  
Piacenza



150  
Canapa



155  
Carta da  
Zucchero



156  
Bordeaux



159  
Salvia



165  
Bronzo

## FINITURE RIVESTIMENTO / UPHOLSTERY

Tessuti del campionario  
Fabrics from the sample collection

Non disponibile in Texplast  
Not available in Texplast

## MISURE / SIZE

L. 58 P. 60 H. 82 / H. s. 49 cm

POLTRONCINE SOFIA STRUTTURA METALLO ANTRACITE 160,  
RIVESTIMENTO CAT. B ECOPELLE VINTAGE 1009.

SOFIA ARMCHAIRS, ANTHRACITE 160 METAL FRAME,  
UPHOLSTERY CAT. B VINTAGE 1009 ECO-LEATHER.



POLTRONCINE SOFIA STRUTTURA METALLO ANTRACITE 160,  
RIVESTIMENTO CAT. 1/ONE ECOPELLE BLOOM 30.

SOFIA ARMCHAIRS, ANTHRACITE 160 METAL FRAME,  
UPHOLSTERY CAT. 1/ONE BLOOM 30 ECO-LEATHER.



# Lucrezia

---

## FINITURE STRUTTURA / FRAME FINISHES

LEGNO / WOOD



Faggio tinto  
Natura

Faggio tinto  
Carbone

Faggio tinto  
Termocotto

---

## FINITURE RIVESTIMENTO / UPHOLSTERY

Tessuti del campionario  
Fabrics from the sample collection

Non disponibile in Texplast  
Not available in Texplast

## MISURE / SIZE

L. 59 P. 54 H. 86 / H. s. 48 cm



POLTRONCINA LUCREZIA

1. STRUTTURA FAGGIO TINTO CARBONE,  
RIVESTIMENTO CAT. B TEXAS 28.
2. STRUTTURA FAGGIO TINTO NATURA,  
RIVESTIMENTO CAT. 1/ONE EASY 1.

LUCREZIA ARMCHAIR

1. CHARCOAL-STAINED BEECH FRAME,  
UPHOLSTERY CAT. B TEXAS 28.
2. NATURAL-STAINED BEECH FRAME,  
UPHOLSTERY CAT. 1/ONE EASY 1.




# Lilium

## FINITURE STRUTTURA / FRAME FINISHES

### METALLI / METALS

best sellers

optional



## FINITURE RIVESTIMENTO / UPHOLSTERY

Tessuti del campionario  
Fabrics from the sample collection

Non disponibile in Texplast  
Not available in Texplast

## MISURE / SIZE

L. 58 P. 57 H. 83 / H. s. 47 cm

POLTRONCINE LILIUM STRUTTURA METALLO  
ANTRACITE 160, RIVESTIMENTO CAT. A SMILE 35.

LILIUM ARMCHAIRS, ANTHRACITE 160 METAL FRAME,  
UPHOLSTERY CAT. A SMILE 35.





POLTRONCINE LILIUM STRUTTURA METALLO  
ANTRACITE 160, RIVESTIMENTO CAT. C LINO FROISSÉ 19.

LILIUM ARMCHAIRS, ANTHRACITE 160 METAL FRAME,  
UPHOLSTERY CAT. C FROISSÉ LINEN 19.



## FINITURE STRUTTURA / FRAME FINISHES

### METALLI / METALS

best sellers



121  
Bianco  
Gesso



160  
Antracite



161  
Fango

optional



014  
Nero fumo



124  
Madreperla



127  
Hot



128  
Smoke



130  
Grigio  
Piacenza



150  
Canapa



155  
Carta da  
Zucchero



156  
Bordeaux



159  
Salvia



165  
Bronzo

## FINITURE RIVESTIMENTO / UPHOLSTERY

Tessuti del campionario  
Fabrics from the sample collection

Non disponibile in Texplast  
Not available in Texplast

## MISURE / SIZE

L. 58 P. 60 H. 83 / H. s. 50 cm

POLTRONCINE CHICCO STRUTTURA METALLO  
ANTRACITE 160, RIVESTIMENTO CAT. 1/ONE EASY 19.

CHICCO ARMCHAIRS, ANTHRACITE 160 METAL FRAME,  
UPHOLSTERY CAT. 1/ONE EASY 19.



POLTRONCINE CHICCO STRUTTURA METALLO  
ANTRACITE 160, RIVESTIMENTO CAT. B ECONABUK 13.

CHICCO ARMCHAIRS, ANTHRACITE 160 METAL FRAME,  
UPHOLSTERY CAT. B 13 ECO-NUBUCK.





# Sgabelli

## sempre all'altezza delle situazioni

### **Stools, set the bar high**

---

Gli sgabelli sono le sedute perfette delle cucine moderne, dove isole, penisole e banconi snack sono le soluzioni d'arredo più di tendenza. Oltre ad essere piani di lavoro, questi elementi diventano zone molto funzionali per la colazione in famiglia, la merenda dei bambini e gli aperitivi con gli amici. Gli sgabelli offrono una grande comodità per tutti e aggiungono stile e praticità alla cucina.

Stools make perfect perches in modern kitchens, where islands, peninsulas and breakfast bars are the furniture solutions du jour. Apart from serving as worktops, these elements also make super functional areas for family breakfasts, kids' snacks and pre-dinner drinks with friends. Stools give everyone a beautifully comfortable place to sit and add an element of style and practicality to the kitchen.

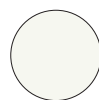
# Arisa

## FINITURE STRUTTURA / FRAME FINISHES

### METALLI / METALS

best sellers

optional



121  
Bianco  
Gesso



160  
Antracite



161  
Fango



014  
Nero fumo



124  
Madreperla



127  
Hot



128  
Smoke



130  
Grigio  
Piacenza



150  
Canapa



155  
Carta da  
Zucchero



156  
Bordeaux



159  
Salvia



165  
Bronzo

## FINITURE RIVESTIMENTO / UPHOLSTERY

Tessuti del campionario  
Fabrics from the sample collection

Non disponibile in Lino Froissé e Texplast  
Not available in Froissé Linen and Texplast

## MISURE / SIZE

L. 51 P. 57 H. 96 H. s. 65 cm

SGABELLO ARISA STRUTTURA METALLO ANTRACITE 160,  
RIVESTIMENTO CAT. B IN ECOPELLE VINTAGE 1009.

ARISA STOOL METAL FRAME COL. ANTHRACITE 160  
UPHOLSTERY CAT. B IN IMITATION LEATHER VINTAGE  
1009.





SGABELLO ARISA STRUTTURA METALLO FANGO 161.  
RIVESTIMENTO CAT. B ECOPELLE VINTAGE 102.

ARISA STOOL METAL FRAME COL. MUD 161 UPHOLSTERY  
CAT. B IN IMITATION LEATHER VINTAGE 102.

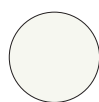
# Carol

## FINITURE STRUTTURA / FRAME FINISHES

### METALLI / METALS

best sellers

optional



121  
Bianco  
Gesso



160  
Antracite



161  
Fango



014  
Nero fumo



124  
Madreperla



127  
Hot



128  
Smoke



130  
Grigio  
Piacenza



150  
Canapa



155  
Carta da  
Zucchero



156  
Bordeaux



159  
Salvia



165  
Bronzo

## FINITURE RIVESTIMENTO / UPHOLSTERY

Tessuti del campionario  
Fabrics from the sample collection

Non disponibile in Lino Froissé e Texplast  
Not available in Froissé Linen and Texplast

Abbinamenti bordino a pag. 340-341  
Matching piping pag. 340-341

## MISURE / SIZE

L. 58 P. 57 H. 82 H. s. 47 cm

SGABELLO CAROL STRUTTURA METALLO ANTRACITE  
160 RIVESTIMENTO CAT. A BOSTON MOUSE BORDINO  
IN CAT. ONE ECOPELLE ANTRACITE BLOOM 5.

CAROL STOOL METAL FRAME COL. ANTHRACITE 160  
UPHOLSTERY CAT. A BOSTON MOUSE PIPING IN CAT.  
ONE IMITATION LEATHER BLOOM 5 COL. ANTHRACITE.







SGABELLO CAROL STRUTTURA METALLO ANTRACITE 160 RIVESTIMENTO CAT. A BOSTON CEMENT BORDINO IN CAT. ONE ECOPELLE ANTRACITE BLOOM 7.

CAROL STOOL METAL FRAME COL. ANTHRACITE 160 UPHOLSTERY CAT. A BOSTON CEMENT PIPING IN CAT. ONE IMITATION LEATHER BLOOM 7 COL. ANTHRACITE.

# Paris

## FINITURE STRUTTURA / FRAME FINISHES

Solo per versione fisso /  
Only for fixed version

### METALLI / METALS

best sellers



121  
Bianco  
Gesso



160  
Antracite



161  
Fango

optional



014  
Nero fumo



124  
Madreperla



127  
Hot



128  
Smoke



130  
Grigio  
Piacenza



150  
Canapa



155  
Carta da  
Zucchero



156  
Bordeaux



159  
Salvia



165  
Bronzo

Solo per versione gas alzabile /  
Only for liftable gas version

### METALLI / METALS



Cromo  
Lucido

## FINITURE RIVESTIMENTO / UPHOLSTERY

Tessuti del campionario  
Fabrics from the sample collection

Non disponibile in Lino Froissé e Texplast  
Not available in Froissé Linen and Texplast

SGABELLO PARIS STRUTTURA GAS ALZABILE  
METALLO CROMO, RIVESTIMENTO CAT. B ECOPELLE  
VINTAGE 1009.

PARIS STOOL LIFTABLE GAS, CHROME METAL FRAME,  
UPHOLSTERY CAT. B VINTAGE 1009 ECO-LEATHER.

## MISURE / SIZE

L. 42 P. 42 H. 113 / H. s. cm





SCABELLO PARIS STRUTTURA METALLO  
ANTRACITE 160, RIVESTIMENTO CAT. B  
ECOPELLE BLOOM 15.


PARIS STOOL, ANTRACITE 160 METAL  
FRAME, UPHOLSTERY CAT. B BLOOM 15  
ECO-LEATHER.

# Elena

## FINITURE STRUTTURA / FRAME FINISHES

### METALLI / METALS

best sellers



121  
Bianco  
Gesso



160  
Antracite



161  
Fango

optional



014  
Nero fumo



124  
Madreperla



127  
Hot



128  
Smoke



130  
Grigio  
Piacenza



150  
Canapa



155  
Carta da  
Zucchero



156  
Bordeaux



159  
Salvia



165  
Bronzo

### SGABELLO ELENA

1. - 2. STRUTTURA METALLO ANTRACITE 160, RIVESTIMENTO CAT. 1/ONE EASY 17.
3. - 4. STRUTTURA METALLO ANTRACITE 160, RIVESTIMENTO CAT. B TEXAS 10.

### ELENA STOOL

1. - 2. ANTHRACITE 160 METAL FRAME, UPHOLSTERY CAT. 1/ONE EASY 17.
3. - 4. ANTHRACITE 160 METAL FRAME, UPHOLSTERY CAT. B TEXAS 10.



1.



2.

---

**FINITURE RIVESTIMENTO / UPHOLSTERY**

Tessuti del campionario  
Fabrics from the sample collection

Non disponibile in Lino Froissé e Texplast  
Not available in Froissé Linen and Texplast

**MISURE / SIZE**

L. 48 P. 52 H. 105 / H. s. 66 cm




## FINITURE STRUTTURA / FRAME FINISHES

### METALLI / METALS

best sellers

optional



## FINITURE RIVESTIMENTO / UPHOLSTERY

Tessuti del campionario  
Fabrics from the sample collection

Non disponibile in Lino Froissé e Texplast  
Not available in Froissé Linen and Texplast

## MISURE / SIZE

L. 34 P. 34 H. 65 cm

1. SGABELLO FEZ STRUTTURA METALLO ANTRACITE 160,  
RIVESTIMENTO CAT. 1/ONE ECOPELLE BLOOM 38.

2. SGABELLO FEZ STRUTTURA METALLO ANTRACITE 160,  
RIVESTIMENTO CAT. 1/ONE ECOPELLE BLOOM 15.

1. FEZ STOOL, ANTHRACITE 160 METAL FRAME,  
UPHOLSTERY CAT. 1/ONE BLOOM 38 ECO-LEATHER.

2. FEZ STOOL, ANTHRACITE 160 METAL FRAME,  
UPHOLSTERY CAT. 1/ONE BLOOM 15 ECO-LEATHER.



1.



2.



SGABELLO FEZ STRUTTURA METALLO BIANCO GESSO 121,  
RIVESTIMENTO CAT. C ALLURE UNITO 11.

FEZ STOOL, CHALK WHITE 121 METAL FRAME,  
UPHOLSTERY CAT. C UNITED ALLURE 11.

# Bridge

## FINITURE STRUTTURA / FRAME FINISHES

METALLI / METALS



Cromo  
Lucido

### SGABELLO BRIDGE

1. - 2. STRUTTURA METALLO CROMO,  
RIVESTIMENTO CAT. B ECOPELLE VINTAGE 102.
3. - 4. STRUTTURA METALLO CROMO,  
RIVESTIMENTO CAT. B ECOPELLE VINTAGE 1015.

### BRIDGE STOOL

1. - 2. CHROME METAL FRAME, UPHOLSTERY CAT. B  
VINTAGE 102 ECO-LEATHER.
3. - 4. CHROME METAL FRAME, UPHOLSTERY CAT. B  
VINTAGE 1015 ECO-LEATHER.



1.



2.



---

**FINITURE RIVESTIMENTO / UPHOLSTERY**

Tessuti del campionario  
Fabrics from the sample collection

Non disponibile in Lino Froissé e Texplast  
Not available in Froissé Linen and Texplast

**MISURE / SIZE**

L. 41 P. 60 H. 97-123 / H. s. cm




# Sara

## FINITURE STRUTTURA / FRAME FINISHES

### METALLI / METALS

best sellers



121  
Bianco  
Gesso



160  
Antracite



161  
Fango

optional



014  
Nero fumo



124  
Madreperla



127  
Hot



128  
Smoke



130  
Grigio  
Piacenza



150  
Canapa



155  
Carta da  
Zucchero



156  
Bordeaux



159  
Salvia



165  
Bronzo

## FINITURE RIVESTIMENTO / UPHOLSTERY

Tessuti del campionario  
Fabrics from the sample collection

Non disponibile in Lino Froissé e Texplast  
Not available in Froissé Linen and Texplast

## MISURE / SIZE

L. 46 P. 50 H. 106 / H. s. 77 cm

SGABELLO SARA STRUTTURA METALLO ANTRACITE 160,  
RIVESTIMENTO CAT. C ALLURE UNITO 105.

SARA STOOL, ANTHRACITE 160 METAL FRAME,  
UPHOLSTERY CAT. C UNITED ALLURE 105.



SGABELLI SARA STRUTTURA METALLO  
ANTRACITE 160, RIVESTIMENTO CAT. 1/ONE  
ECOPELLE BLOOM 5.  
FLAT Ø 60 H. 110 CM  
STRUTTURA STRUTTURA METALLO  
CROMATO, PIANO VETRO LUCIDO BIANCO  
GESSO 421.

SARA STOOLS, 160 METAL ANTHRACITE 160  
FRAME, UPHOLSTERY CAT. 1/ONE BLOOM 5  
ECO-LEATHER.  
FLAT Ø 60 H. 110 CM  
CHROME METAL FRAME, CHALK WHITE 421  
GLOSS GLASS TOP.



# Clio

## FINITURE STRUTTURA / FRAME FINISHES

METALLI / METALS



Cromo  
Lucido

## FINITURE RIVESTIMENTO / UPHOLSTERY

Disponibile in cuoio rigenerato  
Only available in bonded leather

## MISURE / SIZE

L. 41 P. 42 H. 65-91 / H. s. 54-80 cm

### SGABELLO CLIO

1. SGABELLO CLIO STRUTTURA METALLO CROMO, RIVESTIMENTO CUIOIO RIGENERATO NERO 084.
2. SGABELLO CLIO STRUTTURA METALLO CROMO, RIVESTIMENTO CUIOIO RIGENERATO TORTORA 082.
3. SGABELLO CLIO STRUTTURA METALLO CROMO, RIVESTIMENTO CUIOIO RIGENERATO BIANCO 080.
4. SGABELLO CLIO STRUTTURA METALLO CROMO, RIVESTIMENTO CUIOIO RIGENERATO BORDEAUX 081.

### CLIO STOOL

1. CLIO STOOL, CHROME METAL FRAME, BLACK 084 BONDED LEATHER UPHOLSTERY.
2. CLIO STOOL, CHROME METAL FRAME, LIGHT GREY 082 BONDED LEATHER UPHOLSTERY.
3. CLIO STOOL, CHROME METAL FRAME, WHITE BONDED 080 LEATHER UPHOLSTERY.
4. CLIO STOOL, CHROME METAL FRAME, BORDEAUX 081 BONDED LEATHER UPHOLSTERY.




1.



2.


Cuoio rigenerato / Bonded leather



BIANCO 080



BORDEAUX 081



TORTORA 082



PIOMBO 083



NERO 084



3.




4.

# July

## FINITURE STRUTTURA / FRAME FINISHES

### METALLI / METALS

best sellers



121  
Bianco  
Gesso



160  
Antracite



161  
Fango

optional



014  
Nero fumo



124  
Madreperla



127  
Hot



128  
Smoke



130  
Grigio  
Piacenza



150  
Canapa



155  
Carta da  
Zucchero



156  
Bordeaux



159  
Salvia



165  
Bronzo

## FINITURE SEDUTA / SEAT FINISHING

Tessuti del campionario  
Fabrics from the sample collection

Non disponibile in Lino Froissé e Texplast  
Not available in Froissé Linen and Texplast

## MISURE / SIZE

L. 41 P. 41 H. 80 / H. s. 65 cm

### LEGNO / WOOD



LGN-RNA  
Rovere  
Natura



LGN-RC  
Rovere  
Carbone



LGN-RT  
Rovere  
Termocotto

1. SGABELLO JULY STRUTTURA METALLO ANTRACITE 160,  
SEDUTA ROVERE TINTO NATURA.

2. SGABELLO JULY STRUTTURA METALLO ANTRACITE 160,  
SEDUTA ROVERE TINTO CARBONE.

1. JULY STOOL, ANTHRACITE 160 METAL FRAME,  
NATURAL-STAINED OAK SEAT.

2. JULY STOOL, STRUTTURA METALLO ANTRACITE 160,  
CHARCOAL-STAINED OAK FRAME SEAT.



1.



2.



SGABELLO JULY STRUTTURA METALLO BIANCO GESSO 121,  
RIVESTIMENTO CAT. 1/ONE ECOPELLE BLOOM 5.

JULY STOOL, CHALK WHITE 121 METAL FRAME,  
UPHOLSTERY CAT. 1/ONE BLOOM 5 ECO-LEATHER.

# Lucrezia

## FINITURE STRUTTURA / FRAME FINISHES

LEGNO / WOOD



Faggio tinto  
Natura

Faggio tinto  
Carbone

Faggio tinto  
Termocotto

## FINITURE RIVESTIMENTO / UPHOLSTERY

Tessuti del campionario  
Fabrics from the sample collection

Non disponibile in Lino Froissé e Texplast  
Not available in Froissé Linen and Texplast

## MISURE / SIZE

L. 46 P. 52 H. 101 / H. s. 65 cm

SGABELLO LUCREZIA STRUTTURA FAGGIO TINTO  
CARBONE, RIVESTIMENTO CAT. B ECOPELLE VINTAGE  
1009.

LUCREZIA STOOL, CHARCOAL-STAINED BEECH FRAME,  
UPHOLSTERY CAT. B VINTAGE 1009 ECO-LEATHER.







SGABELLO LUCREZIA STRUTTURA FAGGIO TINTO NATURA,  
RIVESTIMENTO CAT. A BOSTON WATER GREEN.


LUCREZIA STOOL, NATURAL-STAINED BEECH FRAME,  
UPHOLSTERY CAT. A BOSTON WATER GREEN.

# Diva

## FINITURE STRUTTURA / FRAME FINISHES

### METALLI / METALS

best sellers



121  
Bianco  
Gesso



160  
Antracite



161  
Fango

optional



014  
Nero fumo



124  
Madreperla



127  
Hot



128  
Smoke



130  
Grigio  
Piacenza



150  
Canapa



155  
Carta da  
Zucchero



156  
Bordeaux



159  
Salvia



165  
Bronzo

## FINITURE RIVESTIMENTO / UPHOLSTERY

Tessuti del campionario  
Fabrics from the sample collection

Non disponibile in Lino Froissé e Texplast  
Not available in Froissé Linen and Texplast

## MISURE / SIZE

L. 45 P. 56 H. 102 / H. s. 65 cm

SGABELLO DIVA STRUTTURA METALLO BIANCO GESSO 121,  
RIVESTIMENTO CAT. A SMILE 19.

DIVA STOOL, CHALK WHITE 121 METAL FRAME, UPHOLSTERY  
CAT. A SMILE 19.



SGABELLO DIVA STRUTTURA METALLO ANTRACITE 160,  
RIVESTIMENTO CAT. B TEXAS 10.

DIVA STOOL, ANTHRACITE 160 METAL FRAME, UPHOLSTERY  
CAT. B TEXAS 10.



# Campus

## FINITURE STRUTTURA / FRAME FINISHES

METALLI / METALS



Cromo  
Lucido

## FINITURE RIVESTIMENTO / UPHOLSTERY

Solo cuoio rigenerato  
Only available in bonded leather

## MISURE / SIZE

L. 40 P. 50 H. 65-90 / H. s. 55-80 cm

### SGABELLO CAMPUS

1. SGABELLO CLIO STRUTTURA METALLO CROMO, RIVESTIMENTO CUIOIO RIGENERATO BIANCO 080.
2. SGABELLO CLIO STRUTTURA METALLO CROMO, RIVESTIMENTO CUIOIO RIGENERATO BORDEAUX 081.
3. SGABELLO CLIO STRUTTURA METALLO CROMO, RIVESTIMENTO CUIOIO RIGENERATO PIOMBO 083.
4. SGABELLO CLIO STRUTTURA METALLO CROMO, RIVESTIMENTO CUIOIO RIGENERATO TORTORA 082.

### CAMPUS STOOL

1. CLIO STOOL, CHROME METAL FRAME, WHITE 080 BONDED LEATHER UPHOLSTERY.
2. CLIO STOOL, CHROME METAL FRAME, BORDEAUX 084 BONDED LEATHER UPHOLSTERY.
3. CLIO STOOL, CHROME METAL FRAME, LEAD GREY 083 BONDED LEATHER UPHOLSTERY.
4. CLIO STOOL, CHROME METAL FRAME, LIGHT GREY 082 BONDED LEATHER UPHOLSTERY.




1.



2.


Cuoio rigenerato / Bonded leather



BIANCO 080



BORDEAUX 081



TORTORA 082



PIOMBO 083



NERO 084



# FINITURE\_FINISHES

## METALLI / METALS

### best sellers



BIANCO GESSO



ANTRACITE



FANGO

### optional



NERO FUMO




MADREPERLA



HOT



SMOKE



GRIGIO PIACENZA



CANAPA



BRONZO



BORDEAUX

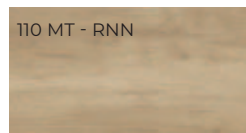


CARTA DA ZUCCHERO



SALVIA

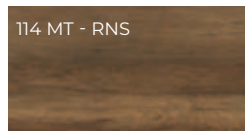
## MATERICI / TEXTURED




ROVERE NODATO  
NATURALE




ROVERE NODATO CHIARO



ROVERE NODATO SCURO




FRASSINO ORIENTE




ROVERE TERMOCOTTO




ROVERE CARBONE



CEMENTO CHIARO




CEMENTO SCURO



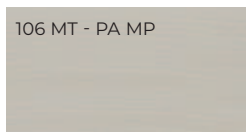
CEMENTO CAVA



PIASENTINA



PORO APERTO  
BIANCO GESSO



PORO APERTO  
MADREPERLA



OPACO  
BIANCO GESSO



OPACO  
MADREPERLA

## LEGNO/ WOOD



ROVERE NATURALE




ROVERE CARBONE



ROVERE TERMOCOTTO

## VETRO / GLASS



TRASPARENTE



FUMÈ

## VETRO LUCIDO / GLOSS GLASS



BIANCO GESSO



ANTRACITE



MADREPERLA




HOT



SMOKE



GRIGIO PIACENZA



CANAPA



CARTA DA ZUCCHERO



BORDEAUX



SALVIA

## VETRO SATINATO / SATIN GLASS



BIANCO GESSO



ANTRACITE



MADREPERLA




HOT



SMOKE



GRIGIO PIACENZA



CANAPA



CARTA DA ZUCCHERO



BORDEAUX




SALVIA

## FINITURE\_FINISHES

### CERAMICA ELEGANCE



PIETRA SAVOIA 010



PIETRA PERLA 011



PIETRA ANTRACITE 012



STATUARIO BIANCO  
OPACO 020



OXIDE BIANCO 030



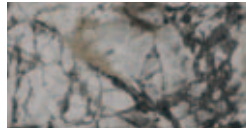
OXIDE NERO 031




FOKOS TERRA 032



FOKOS PIOMBO 033



URBAN MARBLE 034



AMANI 035


### CERAMICA PREMIUM



CALACATTA ORO VENATO  
LUCIDO 040



NOIR DESIR LUCIDO 041



EMPERADOR  
LUCIDO 042



NERO GRECO 043




## FINITURE\_FINISHES


### ECOPELLE BLOOM cat. 1/One

**composizione\_composition** 85% PVC - 15% PU

**lavaggio\_washing**




BLOOM 1



BLOOM 26



BLOOM 9



BLOOM 11



BLOOM 4



BLOOM 5



BLOOM 6



BLOOM 7




BLOOM 8



BLOOM 29



BLOOM 30



BLOOM 15



BLOOM 31



BLOOM 6



BLOOM 13



BLOOM 45



BLOOM 38



BLOOM 56



BLOOM 17

### EASY cat. 1/One ACQUACLEAN

**composizione\_composition** 100% Poliestere \_ Polyester

**lavaggio\_washing**



EASY 1



EASY 18



EASY 17



EASY 5




EASY 19




EASY 20



EASY 21



EASY 16



EASY 6



EASY 9

## FINITURE\_FINISHES

### SELFIE ACQUA CLEAN cat. 1/One

**composizione\_composition** 100% Poliestere \_ Polyester

**lavaggio\_washing**



SELFIE 600



SELFIE 101



SELFIE 409




SELFIE 615



SELFIE 601



SELFIE 714



SELFIE 900



SELFIE 302




SELFIE 503



SELFIE 315



SELFIE 811




SELFIE 814

### SMILE cat. A

**composizione\_composition** 100% Cotone \_ Cotton

**lavaggio\_washing**



SMILE 1



SMILE 21



SMILE 46



SMILE 36



SMILE 20



SMILE 12



SMILE 35



SMILE 104



SMILE 105



SMILE 33



SMILE 19



SMILE 15



SMILE 52



SMILE 42



SMILE 51

### BOSTON cat. A

**composizione\_composition** 100% Poliestere \_ Polyester


**lavaggio\_washing**



CEMENT



LIGHT GREY



ASH



MOUSE



BLACK



WATER GREEN



OCEAN



GREEN



FOREST



MOSTAZA

## FINITURE\_FINISHES

### DAYTONA ACQUA CLEAN cat. B

**composizione\_composition** 100% Poliestere \_ Polyester

**lavaggio\_washing**



DAYTONA 60



DAYTONA 76



DAYTONA 139



DAYTONA 77



DAYTONA 165



DAYTONA 78



DAYTONA 109




DAYTONA 158

### ECOPELLE VINTAGE cat. B

**composizione\_composition** 80% Polivinilcloruro \_ Polyvinyl chloride (PVC) - 2% Poliuretano \_ Polyurethane (PU) - 18% Poliestere \_ Polyester (PL)

**lavaggio\_washing**



E. VINTAGE 1008



E. VINTAGE 1009




E. VINTAGE 101



E. VINTAGE 102



E. VINTAGE 103




E. VINTAGE 106



E. VINTAGE 107



E. VINTAGE 1011




E. VINTAGE 1015

### ECONABUK cat. B

**composizione\_composition** 41% Poliuretano \_ Polyurethane (PU) - 47% Poliestere \_ Polyester (PL) - 9% Cotone \_ Cotton - 3% Colla \_ Glue

**lavaggio\_washing**



ECONABUK 01



ECONABUK 02



ECONABUK 03



ECONABUK 07



ECONABUK 08



ECONABUK 11



ECONABUK 12



ECONABUK 13




ECONABUK 05

## FINITURE\_FINISHES


### TEXAS cat. B

**composizione\_composition** 100% Cotone \_ Cotton


**lavaggio\_washing**




TEXAS 36




TEXAS 35




TEXAS 40




TEXAS 28




TEXAS 04




TEXAS 25




TEXAS 07



TEXAS 11




TEXAS 10



TEXAS 17




TEXAS 18



TEXAS 12



TEXAS 31




TEXAS 33

### LINO FROISSÉ cat. C

**composizione\_composition** 100% Lino \_ Linen

**lavaggio\_washing**



011 CIGNO



101 NATURAL



100 FLAX



010 TALPA



033 CASTORO



22



036 CACAO



006 LOTO



116



15



29



18



05



123



20



19

## FINITURE\_FINISHES

### ALLURE UNITO - ALLURE COORDINATO - SANCHO cat. C

**composizione\_composition** 53% Viscosa \_ Viscose - 23% Lino \_ Linen - 17% Cotone \_ Cotton - 4% Poliestere \_ Polyester - 3% Acrilico \_ Acrylic


**lavaggio\_washing**



ALLURE UNITO 99



ALLURE COORDINATO 101



SANCHO 1



ALLURE UNITO 100



ALLURE COORDINATO 100



SANCHO 10



ALLURE UNITO 3



ALLURE COORDINATO 24



SANCHO 5



ALLURE UNITO 11



ALLURE COORDINATO 51



SANCHO 32



ALLURE UNITO 1



ALLURE COORDINATO 1



SANCHO 9



ALLURE UNITO 106



ALLURE COORDINATO 106



SANCHO 11




ALLURE UNITO 104



ALLURE COORDINATO 104



SANCHO 20



ALLURE UNITO 105



ALLURE COORDINATO 105



SANCHO 18

### PELLE KEEN cat. E

**composizione\_composition** Origine animale: bufali \_ Origin: buffalo - Tipo di Concia: ai sali di cromo \_ Tanning: chrome salts

Tipo di tintura: all'anilina \_ Dyeing: aniline

**lavaggio\_washing**



KEEN 1501



KEEN 1502




KEEN 1504



KEEN 1508



KEEN 1509



KEEN 1511



KEEN 1512



KEEN 1516



KEEN 1517



KEEN 1518

## FINITURE\_FINISHES

### ABBINAMENTI BORDINO SEDIE \_ MATCHING CHAIR PIPING

Categoria Category	Tessuto Fabric	Bordino Piping
1/one	Bloom 01	Bloom 13
1/one	Bloom 26	Bloom 13
1/one	Bloom 09	Bloom 13
1/one	Bloom 11	Bloom 13
1/one	Bloom 04	Bloom 7
1/one	Bloom 05	Bloom 7
1/one	Bloom 06	Bloom 7
1/one	Bloom 07	Bloom 5
1/one	Bloom 08	Bloom 5
1/one	Bloom 29	Bloom 13
1/one	Bloom 30	Bloom 13
1/one	Bloom 15	Bloom 5
1/one	Bloom 31	Bloom 13
1/one	Bloom 32	Bloom 13
1/one	Bloom 13	Bloom 5
1/one	Bloom 45	Bloom 5
1/one	Bloom 38	Bloom 5
1/one	Bloom 56	Bloom 5
1/one	Bloom 17	Bloom 5
1/one	Easy 01	Bloom 7
1/one	Easy 18	Bloom 7
1/one	Easy 17	Bloom 7
1/one	Easy 05	Bloom 7
1/one	Easy 19	Bloom 13
1/one	Easy 20	Bloom 13
1/one	Easy 21	Bloom 7
1/one	Easy 16	Bloom 7
1/one	Easy 06	Bloom 7
1/one	Easy 09	Bloom 5
1/one	Selfie 600	Bloom 7
1/one	Selfie 101	Bloom 13
1/one	Selfie 409	Bloom 13
1/one	Selfie 615	Bloom 13
1/one	Selfie 601	Bloom 7
1/one	Selfie 714	Bloom 5
1/one	Selfie 900	Bloom 5
1/one	Selfie 302	Bloom 7
1/one	Selfie 503	Bloom 5
1/one	Selfie 315	Bloom 7
1/one	Selfie 811	Bloom 7
1/one	Selfie 814	Bloom 5

Categoria Category	Tessuto Fabric	Bordino Piping
A	Smile 01	Bloom 7
A	Smile 21	Bloom 13
A	Smile 46	Bloom 13
A	Smile 36	Bloom 7
A	Smile 20	Bloom 5
A	Smile 12	Bloom 5
A	Smile 35	Bloom 5
A	Smile 104	Bloom 7
A	Smile 105	Bloom 5
A	Smile 33	Bloom 5
A	Smile 19	Bloom 7
A	Smile 15	Bloom 7
A	Smile 52	Bloom 13
A	Smile 42	Bloom 5
A	Smile 51	Bloom 7
A	Boston Cement	Bloom 7
A	Boston Light grey	Bloom 7
A	Boston Ash	Bloom 5
A	Boston Mouse	Bloom 13
A	Boston Black	Bloom 5
A	Boston Water green	Bloom 7
A	Boston Ocean	Bloom 5
A	Boston Green	Bloom 7
A	Boston Forest	Bloom 13
A	Boston Mostaza	Bloom 7

## FINITURE\_FINISHES

### ABBINAMENTI BORDINO SEDIE \_ MATCHING CHAIR PIPING

<b>Categoria</b> Category	<b>Tessuto</b> Fabric	<b>Bordino</b> Piping
B	Daytona 60	Bloom 7
B	Daytona 76	Bloom 7
B	Daytona 139	Bloom 13
B	Daytona 77	Bloom 5
B	Daytona 165	Bloom 7
B	Daytona 78	Bloom 7
B	Daytona 78	Bloom 5
B	Daytona 158	Bloom 13
B	E. Vintage 1008	Bloom 7
B	E. Vintage 1009	Bloom 7
B	E. Vintage 101	Bloom 13
B	E. Vintage 102	Bloom 13
B	E. Vintage 103	Bloom 13
B	E. Vintage 106	Bloom 13
B	E. Vintage 107	Bloom 5
B	E. Vintage 1011	Bloom 5
B	E. Vintage 1015	Bloom 5
B	Econabuk 01	Bloom 13
B	Econabuk 02	Bloom 13
B	Econabuk 03	Bloom 5
B	Econabuk 07	Bloom 13
B	Econabuk 08	Bloom 13
B	Econabuk 11	Bloom 7
B	Econabuk 12	Bloom 5
B	Econabuk 13	Bloom 5
B	Econabuk 05	Bloom 7
B	Texas 36	Bloom 7
B	Texas 35	Bloom 7
B	Texas 40	Bloom 7
B	Texas 28	Bloom 7
B	Texas 04	Bloom 7
B	Texas 25	Bloom 5
B	Texas 07	Bloom 7
B	Texas 11	Bloom 5
B	Texas 10	Bloom 5
B	Texas 17	Bloom 5
B	Texas 18	Bloom 5
B	Texas 12	Bloom 7
B	Texas 31	Bloom 7
B	Texas 33	Bloom 7

<b>Categoria</b> Category	<b>Tessuto</b> Fabric	<b>Bordino</b> Piping
C	Allure unito 99	Bloom 7
C	Allure unito 03	Bloom 7
C	Allure unito 01	Bloom 5
C	Allure unito 104	Bloom 7
C	Allure unito 105	Bloom 5
C	Allure unito 100	Bloom 5
C	Allure unito 11	Bloom 7
C	Allure unito 106	Bloom 5
C	Allure coordinato 101	Bloom 13
C	Allure coordinato 24	Bloom 7
C	Allure coordinato 01	Bloom 7
C	Allure coordinato 104	Bloom 5
C	Allure coordinato 105	Bloom 7
C	Allure coordinato 100	Bloom 5
C	Allure coordinato 51	Bloom 7
C	Allure coordinato 106	Bloom 5
C	Sancho 01	Bloom 13
C	Sancho 05	Bloom 7
C	Sancho 09	Bloom 5
C	Sancho 20	Bloom 7
C	Sancho 18	Bloom 5
C	Sancho 10	Bloom 5
C	Sancho 32	Bloom 7
C	Sancho 11	Bloom 5
E	Keen 1501	Bloom 5
E	Keen 1502	Bloom 13
E	Keen 1504	Bloom 7
E	Keen 1508	Bloom 7
E	Keen 1509	Bloom 13
E	Keen 1511	Bloom 7
E	Keen 1512	Bloom 13
E	Keen 1516	Bloom 13
E	Keen 1517	Bloom 5
E	Keen 1518	Bloom 5







E' vietata ogni riproduzione totale e parziale in Italia  
e all'estero.

Reproduction of all or any part of this publication in  
Italy or any other country is prohibited.

#### **TOMASELLA DESIGN NETWORK**

Thanks to:  
Tomasella  
Astolfi 1963

---

art direction and styling

ROSSI & CO.

graphic design

ROSSI & CO.

photography

STUDIO INDOOR

color separation

Z13

print

GRAFICHE ANTIGA

product design

LM SIGN

DESIGN DAVIDE ANZALONE

CAMILLA TOMASI

CRD SEDIT



#### **SEdit SRL**

Via Ruiat, 2  
33070 Polcenigo (PN)  
Italy

T +39.0434.627857  
F +39.0434.606310  
info@sedit-italia.it  
sedit-italia.it

**“ATTIVITA' REALIZZATA CON  
IL CONTRIBUTO DI CUI ALLA  
L.R. 4/2013 ART. 15 INCENTIVI  
PER LA REALIZZAZIONE  
DI PROGETTI DI  
AGGREGAZIONE IN RETE  
DELLE PMI DEL F.V.G.”**



**SEEDIT**  
— ITALIAN LIVING —

**SEEDIT srl**

**Via Ruiat, 2 Polcenigo 33070 Italy**

**Ph. +39 0434 627857 Fax +39 0434 606310**

**info@seedit-italia.it www.seedit-italia.it**